

# WEEKLY SHIPPING MARKET REPORT

## WEEK 30

Week 30 (23<sup>rd</sup> Jul to 30<sup>th</sup> Jul 2021)

### Bulkers

Japanese owners committed their Post Panamax **"Harvest Sky"** 95/2013 Imabari, Japan (SS/DD 11/2023, BWTS fitted) to Greek buyers for **USD 23 mill** basis delivery October 2021. Meanwhile, the **"Dyna Camellia"** 91/2007 Imabari, Japan (SS/DD 03/2022, BWTS fitted) from Hsin Chien Marine was sold to Chinese buyers for **USD 17,5 mill** basis delivery September-October 2021.

Marubeni Corp sold their Kamsarmax **"Glorious Wind"** 83/2010 Sanoyas, Japan (SS 08/2025, DD 09/2023) to Greek buyers for excess **USD 20 mill** basis delivery November-December 2021. Note that the one-year-younger **"Magnolia"** 82/2011 Tsuneishi, Japan (SS 11/2025, DD 11/2023, BWTS fitted) was sold a week ago at USD 22 mill basis delivery February 2022.

On the Ultramax sector, the **"Komi"** 63/2015 Cosco Zhoushan, China (SS 01/2025, DD 03/2023, BWTS fitted) was sold to Greek buyers for **USD 25 mill** basis delivery September 2021 with T/C attached until November of 2021. Moreover, Big Fame Shipping sold their **"Ocean Phoenix Tree"** 62/2017 Oshima, Japan (SS/DD 09/2022, BWTS fitted) for **USD 29,5 mill** basis delivery January 2022. In addition, Archangel Pacific sold their **"Calico Jack"** 61/2015 I-S, Japan (SS 10/2025, DD 11/2023, BWTS fitted) & **"Phoenix Rising"** 60/2015 Mitsui, Japan (SS 06/2025, DD 06/2023, BWTS fitted) to Greek buyers for **USD 55 mill enbloc** including balance of T/C.

AM Nomikos sold their Supramax **"Dory"** 55/2010 IHI, Japan (SS 09/2025, DD 04/2024, BWTS & Grabs fitted) for **USD 17,5 mill**. Remind you that the one-year-old **"Nord Trust"** 55/2009 Mitsui, Japan (SS 10/2024, DD 10/2022) was sold a week ago at USD 16 mill.

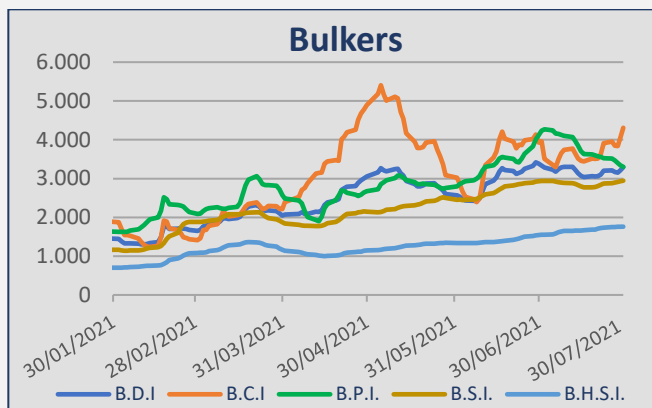
The Handysize **"Ms Charm"** 32/2010 Zhejiang, China (SS 07/2025, DD 10/2023, BWTS fitted) was sold to undisclosed buyers for **USD 12,5 mill**. For comparison, the **"Ming Yuan"** 33/2010 Taizhou, China (SS 07/2025, DD 08/2023) was sold earlier this month at USD 11 mill.

### Tankers

NYK Line have committed their VLCC **"Tsuruga"** 310/2009 Imabari, Japan (SS 10/2024, DD 10/2022) to Greek buyers for **USD 39 mill**. Note that the Korean built **"Athenian Victory"** 317/2009 Hyundai, Korea (SS 09/2024, DD 08/2022) was sold back in June at USD 42,5 mill.

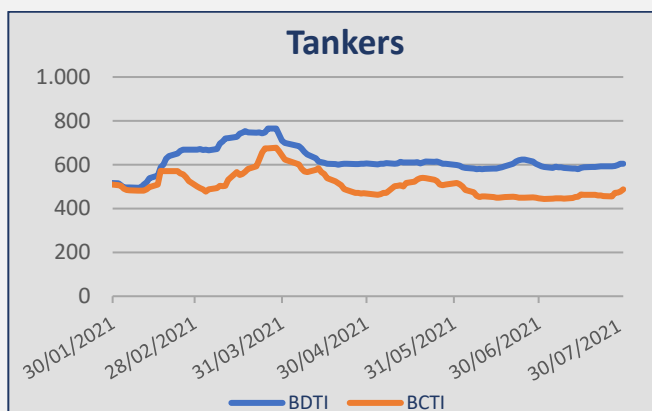
Sovcomflot sold their Suezmax sister vessels **"Scf Ural"** & **"Scf Caucasus"** 159/2002 Hyundai, Korea (SS/DD 07/2022 & 03/2022 respectively) to Far Eastern buyers for **USD 16,4 mill each**. Remind you that the **"Vladimir Velikiy"** 160/2002 Samho, Korea (SS/DD 01/2022) was sold a couple of weeks ago at USD 16,2 mill.

### Baltic Indices



INDEX	30-Jul	23-Jul	± (%)
BDI	3.292	3.199	2,91%
BCI	4.306	3.915	9,99%
BPI	3.304	3.528	-6,35%
BSI	2.945	2.871	2,58%
BHSI	1.760	1.736	1,38%

Daily T/C Avg	30-Jul	23-Jul	± (%)
Capesize	\$ 35.713	\$ 32.469	9,99%
Kamsarmax	\$ 29.734	\$ 31.756	-6,37%
Supramax 58	\$ 32.395	\$ 31.577	2,59%
Handysize 38	\$ 31.676	\$ 31.246	1,38%



INDEX	30-Jul	23-Jul	± (%)
BDTI	604	593	1,85%
BCTI	488	457	6,78%

## Capesize

**Week 30** saw iron ore rates on the West Australia / China route continued at the level of high usd 13,00's fio range. No period activity to report here.

## Kamsarmax / Panamax

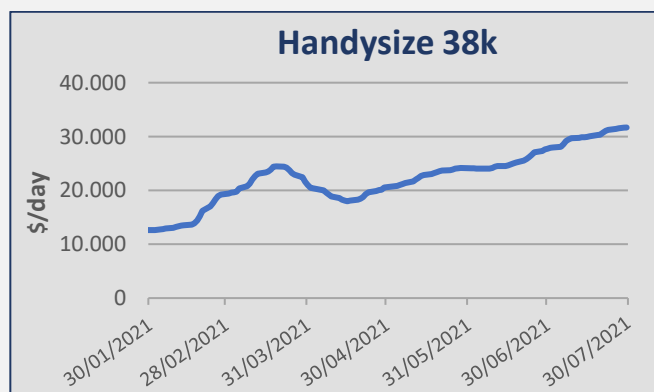
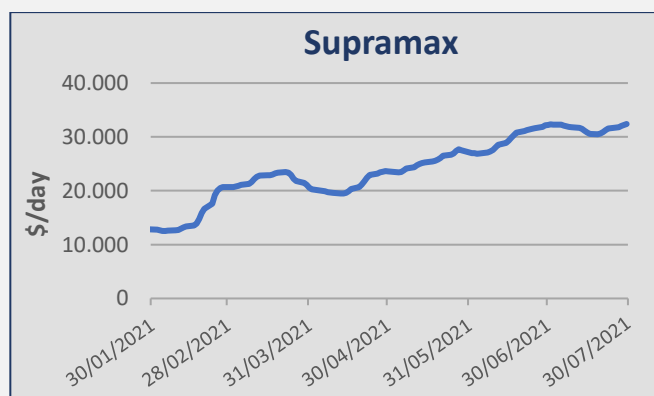
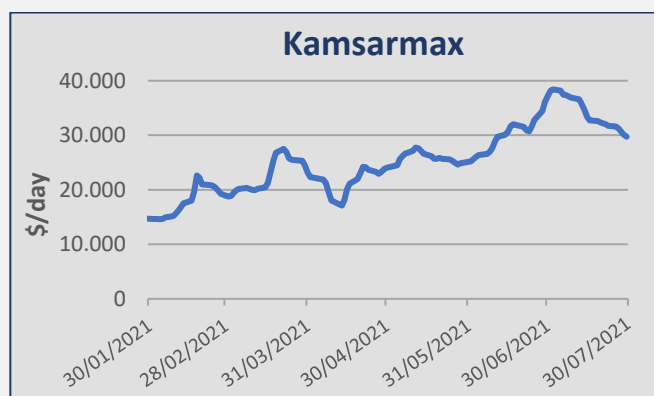
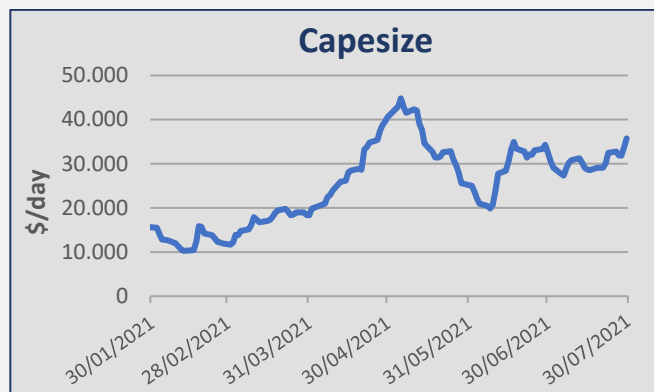
North Pacific rounds ranged at the usd 28,000/29,000 pd. A number of Indonesian trips into China were reported fixed in the usd 28,000/29,000 pd range. A number of Australian trips into China with iron ore were fixed around usd 31,000/32,000 pd. South East Asian trips via East Coast South America into China were reported at the level of usd 30,000/32,000 pd. Inter-Continental trips via West Africa with bauxite were fixed around usd 30,000/31,500 pd. Continental trips into China were reported at the level of usd 49,000/49,500 pd. Inter-Mediterranean trips via Black Sea were fixed around usd 33,000/35,000 pd. On the period front a Kamsarmax were reported fixed in the usd 31,000 pd for 3/5 months employment basis delivery in the Pacific.

## Ultramax / Supramax

A generally quiet week for this segment with limited fresh information. A number of Chinese trips into Philippines with steels were reported fixed in the usd 25,000/26,000 pd. West Coast Indian trips into China were reported at the level of usd 41,000/42,000 pd. No period activity to report here.

## Handymax / Handysize

North Pacific rounds ranged at the usd 30,000/31,000 pd. Continental trips via Baltic into Mediterranean with timber were reported at the level of usd 22,000/23,000 pd. US Gulf trips via Mississippi River into West Coast Central America were fixed around usd 35,000/36,000 pd. No period activity to report here.



## REPORTED SALES

Week 30 (23<sup>rd</sup> Jul to 30<sup>th</sup> Jul 2021)

### Bulk Carriers

Type	Name	Dwt	YoB	Yard	SS	M/E	Gear	Price	Buyer	Comments
Post Panamax	<b>Harvest Sky</b>	95.717	2013	Imabari, Japan	11/2023	MAN-B&W	-	\$ 23m	Greek	BWTS fitted, Dely Oct '21
Post Panamax	<b>Dyna Camellia</b>	91.569	2007	Imabari, Japan	03/2022	Mitsubishi	-	\$ 17,5m	Chinese	BWTS fitted, Dely Sep-Oct '21
Kamsarmax	<b>Glorious Wind</b>	83.410	2010	Sanoyas, Japan	08/2025	MAN-B&W	-	Excess \$ 20m	Greek	Dely Nov-Dec '21
Panamax	<b>Canea</b>	75.356	2007	Universal, Japan	06/2022	MAN-B&W	-	\$ 17,5m	Undisclosed	
Ultramax	<b>Komi</b>	63.628	2015	Cosco Zhoushan, China	01/2025	MAN-B&W	4x30T	\$ 25m	Greek	BWTS fitted, Dely Sep '21 incl. T/C until Nov '21
Ultramax	<b>Ocean Phoenix Tree</b>	62.623	2017	Oshima, Japan	09/2022	MAN-B&W	4x30T	\$ 29,5m	Undisclosed	BWTS fitted, Dely Jan '22
Ultramax	<b>Calico Jack</b>	61.305	2015	I-S, Japan	10/2025	MAN-B&W	4x30,7T	\$ 55m enbloc	Greek	BWTS fitted both, incl. balance of T/C
Ultramax	<b>Phoenix Rising</b>	60.417	2015	Mitsui, Japan	06/2025	MAN-B&W	4x30,7T			
Supramax	<b>Atlantic Merida</b>	56.670	2012	Taizhou, China	01/2026	Mitsubishi	4x30T	\$ 15m	Undisclosed	BWTS & Grabs fitted
Supramax	<b>Dory</b>	55.705	2010	IHI, Japan	09/2025	Wartsila	4x35T	\$ 17,5m	Undisclosed	BWTS & Grabs fitted
Handysize	<b>Nordic Incheon</b>	35.817	2018	Samjin, China	01/2023	MAN-B&W	4x30T	\$ 20,5m	Undisclosed	
Handysize	<b>Ms Charm</b>	32.449	2010	Zhejiang, China	07/2025	MAN-B&W	4x30T	\$ 12,5m	Undisclosed	BWTS fitted
Handysize	<b>Glorious Sawara</b>	28.339	2009	I-S, Japan	10/2024	MAN-B&W	4x30,5T	\$ 11m	Undisclosed	

### Tankers

Type	Name	Dwt	YoB	Yard	SS	M/E	Price	Buyer	Comments
VLCC	<b>Tsuruga</b>	309.960	2009	Imabari, Japan	10/2024	MAN-B&W	\$ 39m	Greek	
Suezmax	<b>Scf Ural</b>	159.314	2002	Hyundai, Korea	07/2022	MAN-B&W	\$ 16,4m	Far Eastern	
Suezmax	<b>Scf Caucasus</b>	159.173	2002	Hyundai, Korea	03/2022	MAN-B&W	\$ 16,4m		
Aframax	<b>Sarpen</b>	105.656	2002	Daewoo, Korea	07/2022	B&W	\$ 12,2m	Chinese	Old sale, Delivered

## Tankers (continued)

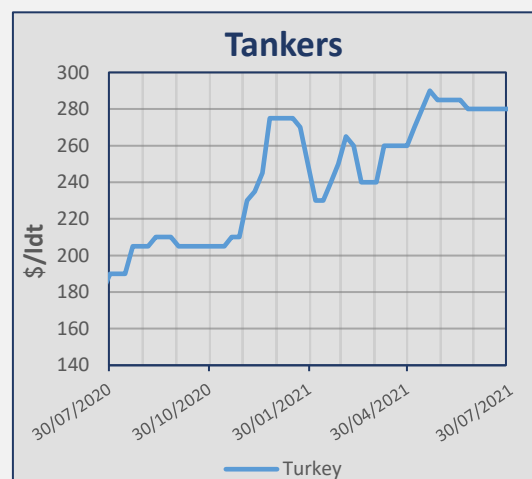
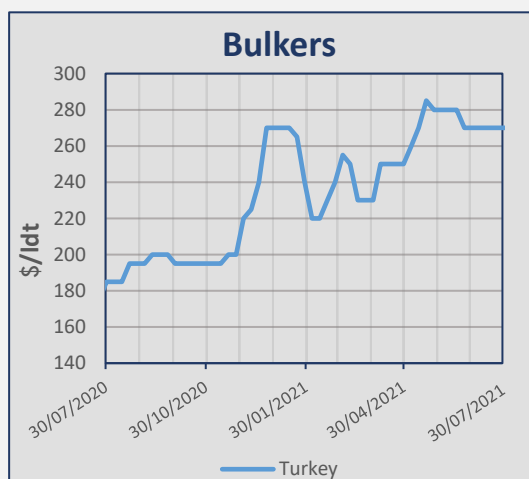
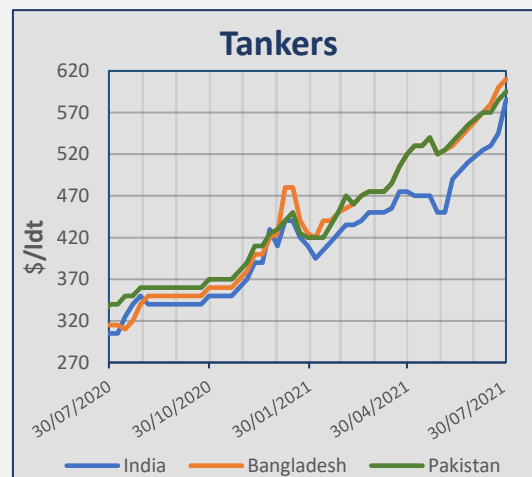
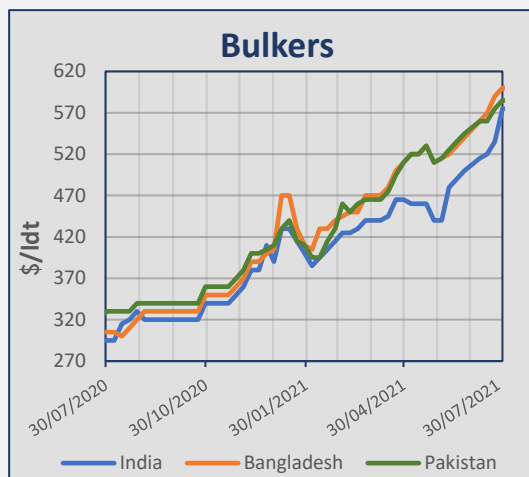
Type	Name	Dwt	YoB	Yard	SS	M/E	Price	Buyer	Comments
Aframax	<b>Astro Saturn</b>	105.166	2003	Daewoo, Korea	04/2023	B&W	\$ 12,4m	Undisclosed	
Aframax	<b>Astro Sculptor</b>	105.109	2003	Daewoo, Korea	01/2023	B&W	\$ 12,4m		
LR1	<b>Super Lotus</b>	70.426	2004	Universal, Japan	11/2024	B&W	\$ 7,8m	Far Eastern	
Chemical/Oil Products	<b>Prime South</b>	12.886	2009	Stx, Korea	Overdue	MAN-B&W	\$ 4,3m	Taiwanese	Auction sale

## Containers

Type	Name	Teu	YoB	Yard	SS	M/E	Gear	Price	Buyer	Comments
Post Panamax	<b>Northern Jade</b>	8.814	2005	Daewoo, Korea	08/2025	MAN-B&W	-	\$ 85m	Swiss (MSC)	Incl. T/C
Post Panamax	<b>Northern Julie</b>	8.814	2005	Daewoo, Korea	04/2025	MAN-B&W	-	\$ 85m		
Post Panamax	<b>Wide India</b>	5.466	2015	HHIC, Philippines	04/2025	MAN-B&W	-	\$ 260m enbloc	Greek (Danaos Shipping)	
Post Panamax	<b>Wide Juliet</b>	5.466	2015	HHIC, Philippines	05/2025	MAN-B&W	-			
Post Panamax	<b>Wide Hotel</b>	5.466	2015	HHIC, Philippines	03/2025	MAN-B&W	-			
Post Panamax	<b>Wide Bravo</b>	5.466	2014	HHIC, Philippines	06/2024	MAN-B&W	-			
Post Panamax	<b>Wide Alpha</b>	5.466	2014	HHIC, Philippines	06/2024	MAN-B&W	-			
Post Panamax	<b>Maersk Euphrates</b>	5.466	2014	HHIC, Philippines	10/2024	MAN-B&W	-			
Panamax	<b>Maine Trader</b>	4.992	2004	Hanjin, Korea	11/2024	B&W	-	\$ 54m	Undisclosed	
Panamax	<b>Dong Cheng Bi Hai</b>	3.768	2007	Stx, Korea	04/2022	MAN-B&W	-	\$ 44m	Danish (AP Moller)	
Panamax	<b>Dong Cheng Hao Hai</b>	3.768	2007	Stx, Korea	06/2022	MAN-B&W	-	\$ 44m		
Sub Panamax	<b>Cosmos</b>	2.602	2006	Stx, Korea	12/2021	MAN-B&W	4x45T	\$ 33m	Undisclosed	

## Indicative Demolition Prices

Bulkers	Country	Price \$/ldt
	India	575
	Bangladesh	600
	Pakistan	585
Tankers	Turkey	270
	India	585
	Bangladesh	610
	Pakistan	595
Tankers	Turkey	280



## Demolition Sales

Type	Vessel	Dwt	YoB	Ldt	Price \$/ldt	Country	Comments
General Cargo	Saga Tide	47.029	1991	10.712	599	India	
Tanker	Abidjan Star	2.533	1980	1.117	605	India	

## Bulk Carriers

Units	Dwt	Yard	Delivery	Price	Owner	Comments
2	66.000	Tsuneishi Zhoushan, China	2023	Undisclosed	Japanese (Orix)	Tier III

## Tankers

Units	Dwt	Yard	Delivery	Price	Owner	Comments
1	155.000	Dalian, China	2023	Undisclosed	Chinese (Shanghai North Sea)	Shuttle tanker

## Containers

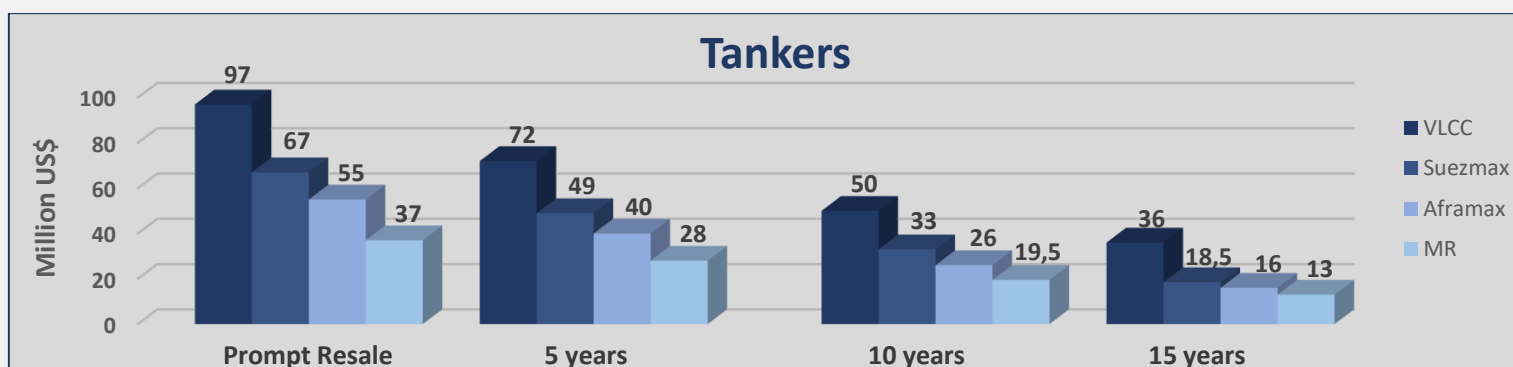
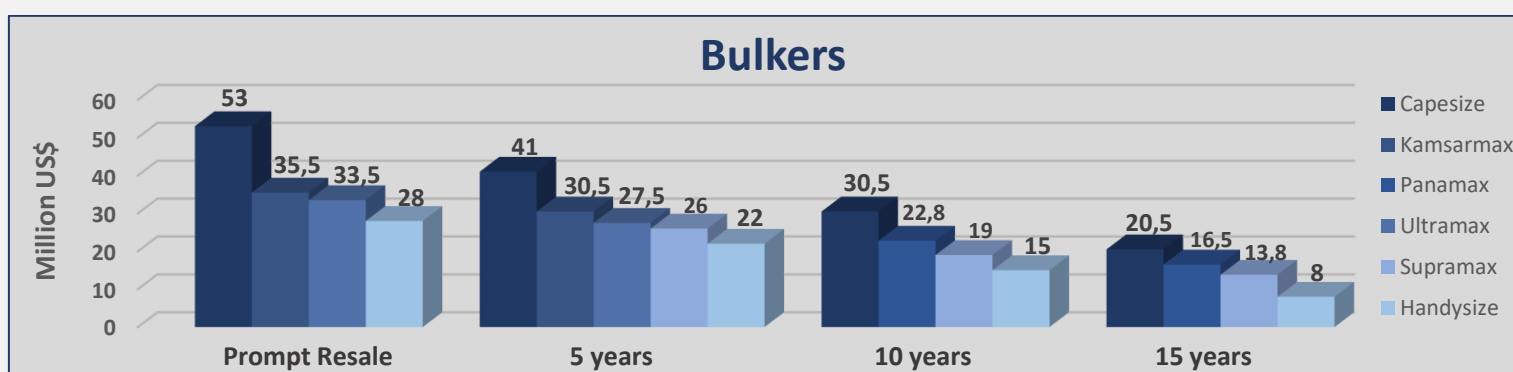
Units	Teu	Yard	Delivery	Price	Owner	Comments
10	7.000	Yangzijiang, China	2023/2024	\$ 105m	HK based (Seaspan)	LNG fuelled, T/C to Zim
1	1.900	Huangpu Wenchong, China	2023	Undisclosed	HK based (TS Lines)	
2	1.800	Huanghai, China	2023	Undisclosed	German (Briese)	Options declared

## INDICATIVE PRICES

Week 30 (23<sup>rd</sup> Jul to 30<sup>th</sup> Jul 2021)

Bulkers					
Size	Age	Week 30	Week 29	± %	
Capesize 180k	Resale	53	53	0,00%	
Capesize 180k	5 years	41	41	0,00%	
Capesize 180k	10 years	30,5	30,5	0,00%	
Capesize 170k	15 years	20,5	20,5	0,00%	
Kamsarmax 82k	Resale	35,5	34,5	2,90%	
Kamsarmax 82k	5 years	30,5	30	1,67%	
Panamax 76k	10 years	22,8	22	3,64%	
Panamax 74k	15 years	16,5	16,5	0,00%	
Ultramax 63k	Resale	33,5	33	1,52%	
Ultramax 61k	5 years	27,5	27	1,85%	
Supramax 58k	5 years	26	25,5	1,96%	
Supramax 56k	10 years	19	18,5	2,70%	
Supramax 52k	15 years	13,8	13,8	0,00%	
Handysize 38k	Resale	28	28	0,00%	
Handysize 37k	5 years	22	21,3	3,29%	
Handysize 32k	10 years	15	14,5	3,45%	
Handysize 28k	15 years	8	7,5	6,67%	

Tankers					
Size	Age	Week 30	Week 29	± %	
VLCC 310k	Resale	97	97	0,00%	
VLCC 310k	5 years	72	72	0,00%	
VLCC 300k	10 years	50	50	0,00%	
VLCC 300k	15 years	36	36	0,00%	
Suezmax 160k	Resale	67	67	0,00%	
Suezmax 160k	5 years	49	49	0,00%	
Suezmax 150k	10 years	33	33	0,00%	
Suezmax 150k	15 years	18,5	18,5	0,00%	
Aframax 110k	Resale	55	55	0,00%	
Aframax 110k	5 years	40	40	0,00%	
Aframax 105k	10 years	26	26	0,00%	
Aframax 105k	15 years	16	16	0,00%	
MR 52k	Resale	37	37	0,00%	
MR 51k	5 years	28	28	0,00%	
MR 47k	10 years	19,5	19,5	0,00%	
MR 45k	15 years	13	13	0,00%	



## Currencies

Currency	29-Jul	22-Jul	± (%)
EUR / USD	1,1887	1,1771	0,99%
USD / JPY	109,48	110,14	-0,60%
USD / KRW	1.146,26	1.150,05	-0,33%
NOK / USD	0,1137	0,1130	0,62%

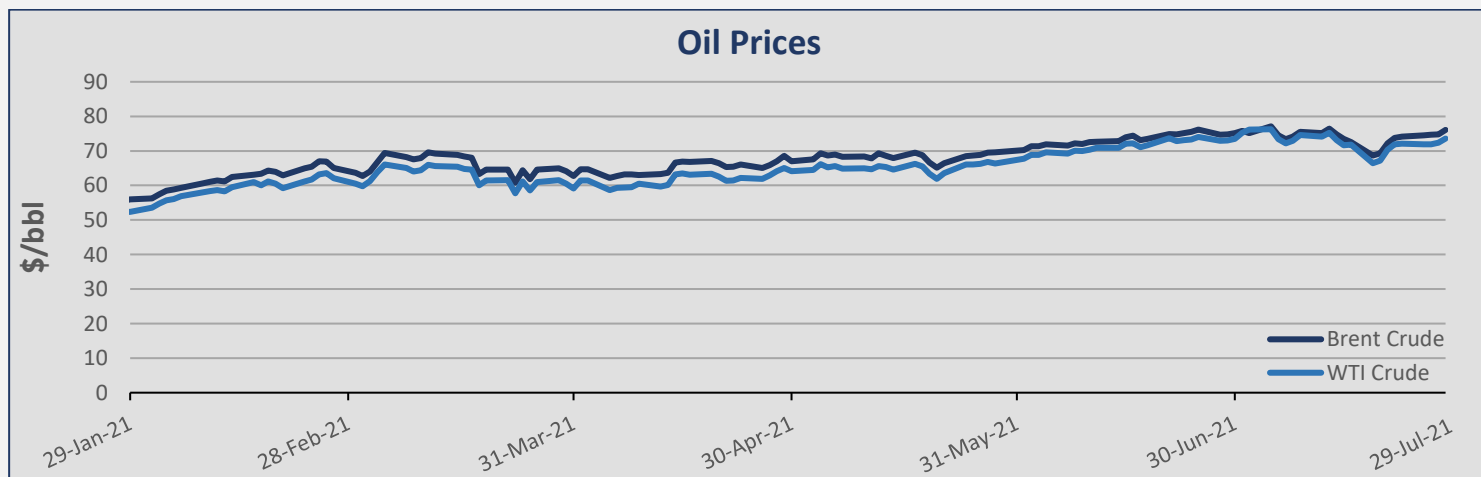
## EUR / USD



## Commodities

Commodity	29-Jul	22-Jul	± (%)
Brent Crude (BZ)	76,05	73,79	3,06%
WTI Crude Oil (WTI)	73,62	71,91	2,38%
Natural Gas (NG)	4,06	4,00	1,50%
Gold (GC)	1.835,80	1.809,20	1,47%
Copper (HG)	4,52	4,34	4,15%
Wheat (W)	705,25	692,25	1,88%

## Oil Prices





## Stock Prices – Shipping Companies

Company	Stock Exchange	29-Jul	22-Jul	± (%)
Diana Shipping Inc (DSX)	NYSE	4,39	4,18	5,02%
Euroseas Ltd (ESEA)	NASDAQ	19,00	19,61	-3,11%
Eagle Bulk Shipping Inc (EGLE)	NASDAQ	42,91	42,20	1,68%
Navios Maritime Holdings Inc (NM)	NYSE	4,32	5,19	-16,76%
Navios Maritime Partners LP (NMM)	NYSE	22,52	23,88	-5,70%
Star Bulk Carriers Corp (SBLK)	NASDAQ	19,36	18,71	3,47%
Seenergy Maritime Holdings Corp (SHIP)	NASDAQ	1,03	1,03	0,00%
Safe Bulkers Inc (SB)	NYSE	3,39	3,32	2,11%
Golden Ocean Group Ltd (GOGL)	NASDAQ	9,84	9,50	3,58%

## Stock Prices - Wet

Company	Stock Exchange	29-Jul	22-Jul	± (%)
Capital Product Partners LP (CPLP)	NASDAQ	12,17	11,87	2,53%
TOP Ships Inc (TOPS)	NASDAQ	1,34	1,34	0,00%
Tsakos Energy Navigation Ltd (TNP)	NYSE	7,85	7,50	4,67%

## Stock Prices - Other

Company	Stock Exchange	29-Jul	22-Jul	± (%)
Danaos Corp (DAC)	NYSE	68,69	69,83	-1,63%
StealthGas Inc (GASS)	NASDAQ	2,53	2,62	-3,44%
Rio Tinto PLC (RIO)	NYSE	88,67	82,08	8,03%
Vale SA (VALE)	NYSE	22,87	21,94	4,24%
Archer-Daniels-Midland Co (ADM)	NYSE	59,60	57,41	3,81%
BHP Group Ltd (BHP)	NYSE	80,24	75,63	6,10%

## ADVANCED SHIPPING & TRADING S.A.

Vouliagmenis Avenue 168, 1<sup>st</sup> Floor,

Glyfada 16674, Greece

Tel: +30 210 30 03 000

Fax: +30 210 30 01 305

E-mail: [snp@advanced-ship.gr](mailto:snp@advanced-ship.gr)

E-mail: [chartering@advanced-ship.gr](mailto:chartering@advanced-ship.gr)

E-mail: [finance@advanced-ship.gr](mailto:finance@advanced-ship.gr)

E-mail: [research@advanced-ship.gr](mailto:research@advanced-ship.gr)

### ***Sale & Purchase Department:***

Cpt. Fountoglou Michalis Mob: +30 6947 70 07 18

Thermos Stavros Mob: +30 6944 24 20 20

Harrington James Mob: +44 7768 10 45 33

Papoutsis George Mob: +30 6951 00 51 65

Chrousalas Thanasis Mob: +30 6955 47 77 73

Bilias Tasos Mob: +30 6955 47 77 71

Kontaratos Alkis Mob: +30 6949 19 11 79

Markoutsa Nela Mob: +30 6959 99 85 10

Grigoriou Nikos Mob: +30 6946 85 89 29

### ***Dry Cargo Chartering Department:***

Pittas Jordan Mob: +30 6944 05 27 46

Benetos Kostas Mob: +30 6943 29 32 13

Filippis Dimitris Mob: +30 6949 19 58 96

Veronikis Spyros Mob: +30 6946 28 07 21

Paraskevopoulou Mina Mob: +30 6949 37 47 06

Dienis Angelos Mob: +30 6951 82 94 48

Ploumpis Stefanos Mob: +30 6951 00 24 36

Petrou Viky Mob: +30 6983 32 55 69

### ***Research Department:***

Avdikos Alexandros Mob: +30 6979 49 91 78

Liadi Ioanna Mob: +30 6946 75 59 10

Liadi Artemis Mob: +30 6956 58 41 49

### ***Operations Department:***

Katsouli Fotini Mob: +30 6942 54 23 57

### ***Chief Executive Consultant:***

Cpt. Galonis Dimitrios Mob: +30 6945 55 36 81

### ***Accounting Department:***

Stergiou Kostas Mob: +30 6942 09 73 10

### ***Administration Department:***

Simou Chrysa Mob: +30 6970 55 31 28

*"THINK BIG"*

#### Legal Disclaimer

The information contained herein has been obtained by various sources. Although every effort has been made to ensure that this information is accurate, complete and up-to-date, *Advanced Shipping & Trading S.A.* does not accept any responsibility whatsoever for any loss or damage occasioned or claimed, upon reliance on the information, opinions and analysis contained in this report.

Research compiled by: *Advanced Shipping & Trading S.A. Market Research* on behalf of the Sale & Purchase, Dry Cargo Chartering and Tanker Chartering Departments. For any questions, please contact: [research@advanced-ship.gr](mailto:research@advanced-ship.gr)