

Bulkers

After her sale failed at USD 8 million in January, Supramax **"Nova Gorica"** 53/2008 Yangzhou Dayang, China (**DD 09/2021**) has been sold to Greek buyers at **USD 7 million**. Note that the latest similar sale was the three-years-old **"Novo Mesto"** 54/2005 Zhejiang, China which was sold in February at USD 6,3 mill.

Doriko's Handysize **"Pacific Legend"** 33/2010 Nanjing Dongze, China (**SS/DD 07/2020**) has been committed to Vietnamese buyers Viet Thuan at **USD 6 mill**. Remind you that last week, the two-years-younger **"Orient Alliance"** 34/2012 Samjin, China was sold at levels USD 7 mill.

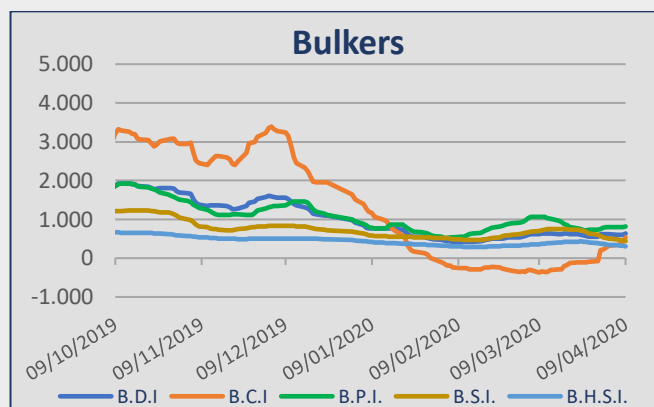
Tankers

Following the sale of their VLCC **"Bunga Kasturi"** 300/2003 Universal, Japan in March at USD 31 mill, AET Tankers are now selling her three-years-younger sister vessel **"Bunga Kasturi Tiga"** 300/2006 Universal, Japan (**SS/DD 10/2021**) to Greek buyers for a price of **USD 38 mill**. Note also that last week, the one-year-old **"Yugawasan"** 302/2005 Mitsubishi Nagasaki, Japan was committed at USD 33,7 mill.

Euronav have sold their Suezmax **"Cap Diamant"** 160/2001 Hyundai, Korea (**SS/DD 09/2021**) to undisclosed buyers (with rumors saying either West African or World Carrier of Greece) at **USD 21 mill**. For comparison, the two-years-younger **"Sks Saluda"** 159/2003 Hyundai Samho, Korea was sold in February at a price of USD 22 mill. Moreover, M/T **"Advantage Sky"** 157/2010 Jiangsu Rongsheng, China (**SS/DD 05/2020**) which was laid up since August 2018, was sold in an auction to UK based Hayfin at **USD 18,8 mill including 1 year T/C to Shell at 18.000 usd/pd & profit share at 45.000 usd/pd**.

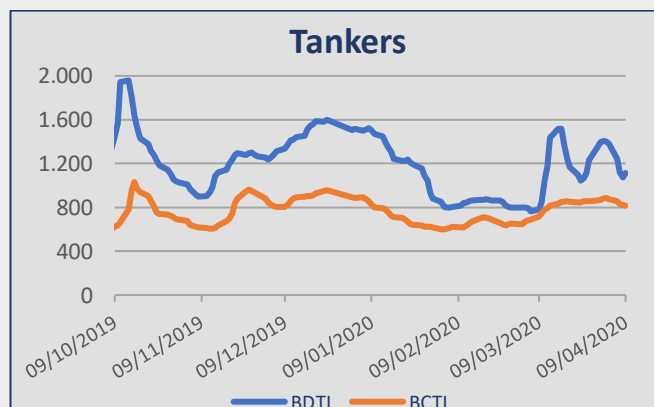
Byzantine Maritime's MR **"Mercini Lady"** 47/2004 3 Maj Brodogradiliste, Croatia (**DD 03/2022**) was sold to Singaporean buyers for **USD 11,5 mill**. Remind you that the one-year-old Korean built **"Sea Faith"** 46/2003 Hanjin, Korea was sold last month at USD 11,2 mill.

Baltic Indices



INDEX	9-Apr	3-Apr	± (%)
BDI	635	616	3,08%
BCI	541	319	69,59%
BPI	813	797	2,01%
BSI	441	495	-10,91%
BHSI	306	340	-10,00%

Daily T/C Avg	9-Apr	3-Apr	± (%)
Capesize	\$ 6.762	\$ 5.949	13,67%
Kamsarmax	\$ 7.315	\$ 7.170	2,02%
Panamax	\$ 5.979	\$ 5.834	2,49%
Supramax	\$ 4.852	\$ 5.442	-10,84%
Handysize 38	\$ 5.509	\$ 6.117	-9,94%



INDEX	9-Apr	3-Apr	± (%)
BDTI	1.114	1.383	-19,45%
BCTI	816	874	-6,64%

Capesize

Week 15 found iron ore freight rates on the West Australia / China route at the level of mid usd 4,00's fio. No period activity to report here.

Kamsarmax / Panamax

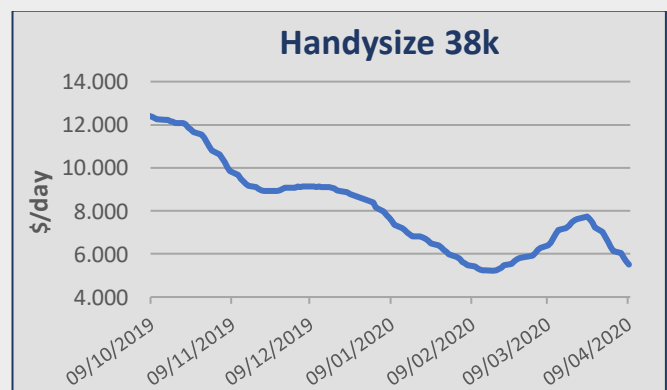
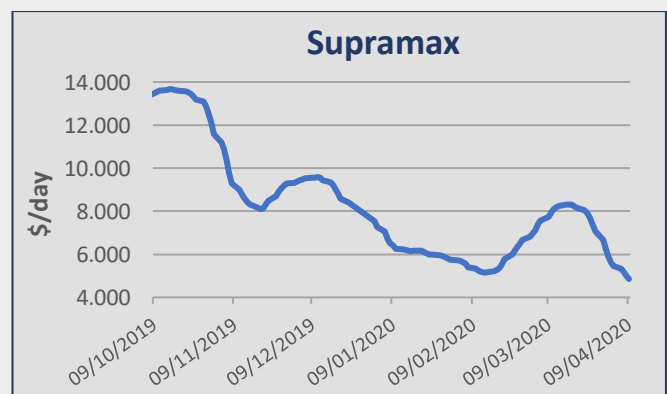
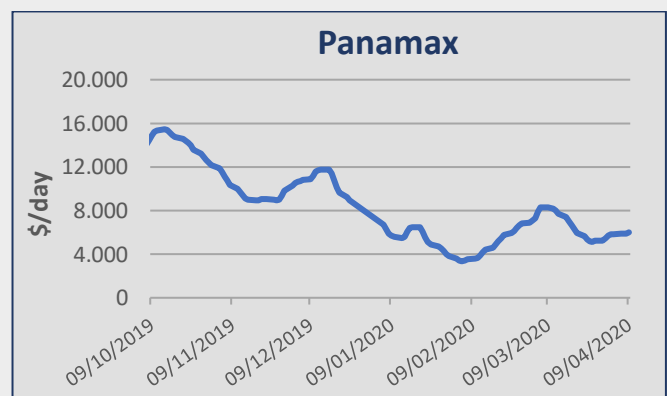
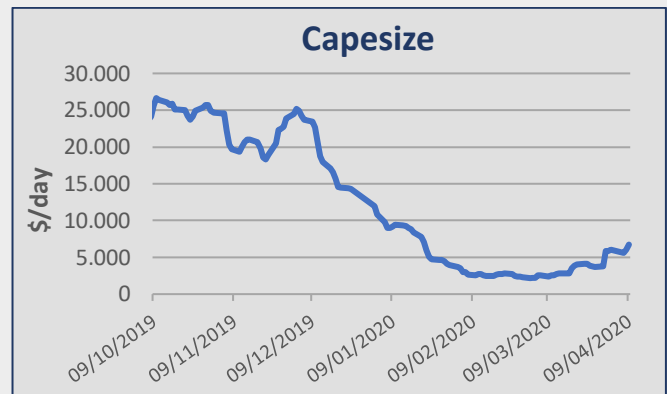
North Pacific rounds ranged at the usd 6,000/7,000 pd. A number of Indonesian and Australian trips into China were reported at around usd 7,000/9,000 pd levels. Indian trips into China via East Coast South America with grains were fixed around usd 10,000/10,500 pd. Inter-Mediterranean trips via Black Sea with coal were reported at the level of usd 6,000 pd. South American trips into Continent were fixed at around usd 8,000 pd without any ballast bonus. South American trips into China were reported at the level of usd 11,000/12,800 pd plus ballast bonus at the usd 170K/275K. Usd 10,000 pd on a Kamsarmax for 1year employment basis delivery in the Pacific.

Ultramax / Supramax

A number of Indonesian trips into China were reported at the level of usd 4,000/5,000 pd. A number of Australian trips into China were fixed around usd 3,000/4,000 pd. Indian iron ore trips into China were reported at the level of usd 3,000/4,000 pd. Continental trips into US East Coast via Baltic with fertilisers were fixed around usd 4,500 pd first 40 days and usd 9,000 pd thereafter. No period activity to report here.

Handymax / Handysize

A generally quiet week for this segment. A small Handysize was reported on a trip from Mediterranean into West Coast Central America with steels at the level of usd 10,500 pd. Mediterranean trips into West Africa with fertilisers were fixed around usd 10,000 pd. No period activity to report here.



REPORTED SALES

Week 15 (3rd Apr to 10th Apr 2020)

Bulk Carriers

Type	Name	Dwt	YoB	Yard	SS	M/E	Gear	Price	Buyer	Comments
Supramax	Nova Gorica	53.100	2008	Yangzhou Dayang, China	08/2023	MAN-B&W	4x35T	\$ 7m	Greek	BWTS fitted
Handysize	Pacific Legend	32.701	2010	Nanjing Dongze, China	07/2020	MAN-B&W	4x30,5T	\$ 6m	Vietnamese (Viet Thuan)	

Tankers

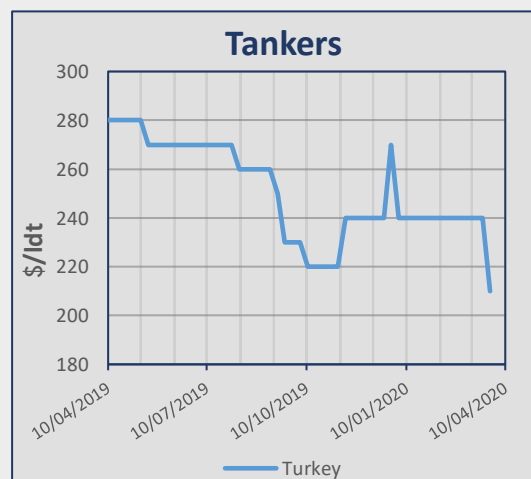
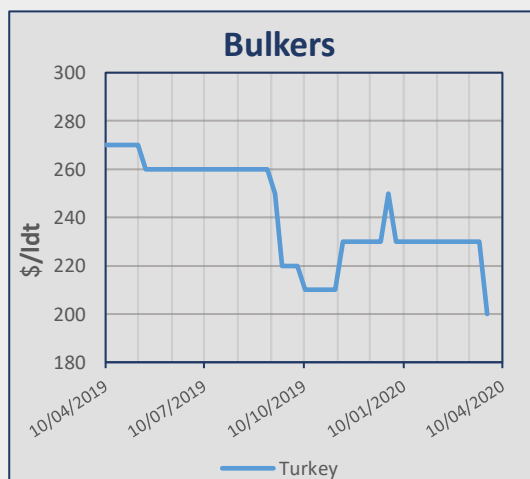
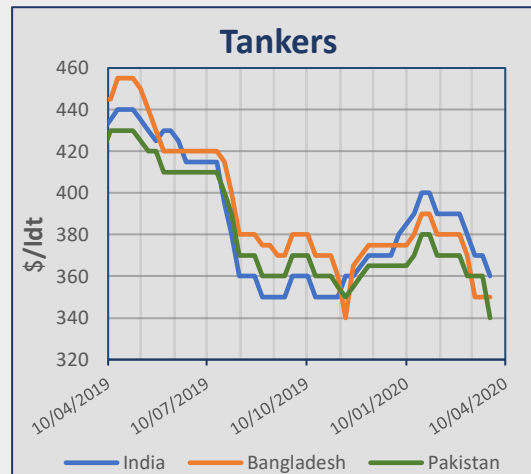
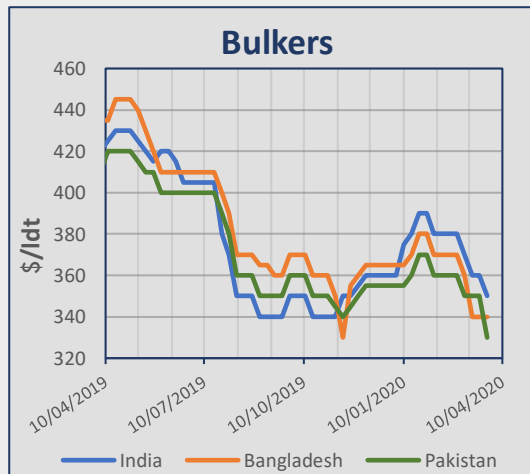
Type	Name	Dwt	YoB	Yard	SS	M/E	Price	Buyer	Comments
VLCC	Bunga Kasturi Tiga	300.398	2006	Universal, Japan	10/2021	MAN-B&W	\$ 38m	Greek	
Suezmax	Cap Diamant	160.044	2001	Hyundai, Korea	09/2021	B&W	\$ 21m	Undisclosed	
Suezmax	Advantage Sky	156.658	2010	Jiangsu Rongsheng, China	05/2020	MAN-B&W	\$ 18,8m	UK based (Hayfin)	Auction Sale, Incl. 1 year T/C to Shell at 18k usd/pd & profit share 45k since laid up Aug 2018
MR	Mercini Lady	46.678	2004	3 Maj Brodogradiliste, Croatia	01/2024	Sulzer	\$ 11,5m	Singaporean	
Small	Cape Durango	12.834	2010	Stx, Korea	12/2020	MAN-B&W	\$ 6,75m	Undisclosed	
Asphalt	Stolt Fuji	6.065	2010	Xinshun, China	10/2020	Wartsila	Undisclosed	European	

Containers

Type	Name	Teu	YoB	Yard	SS	M/E	Gear	Price	Buyer	Comments
Feeder	Stellar Wakamatsu	1.577	2010	Imabari, Japan	03/2025	MAN-B&W	3x40T	\$ 10m	Undisclosed	

Indicative Demolition Prices

	Country	Price \$/ldt
Bulkers	India	-
	Bangladesh	-
	Pakistan	-
	Turkey	-
Tankers	India	-
	Bangladesh	-
	Pakistan	-
	Turkey	-



Demolition Sales

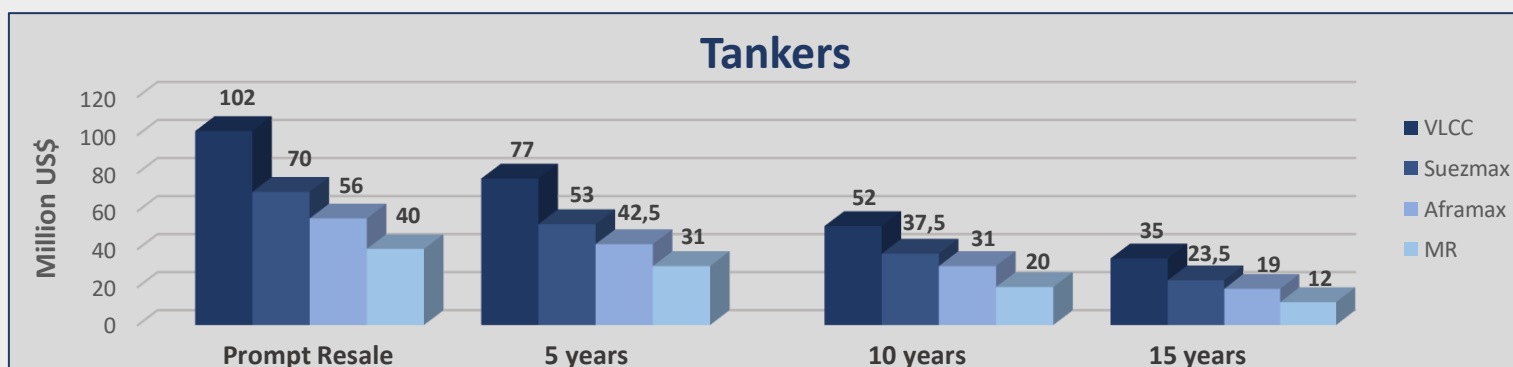
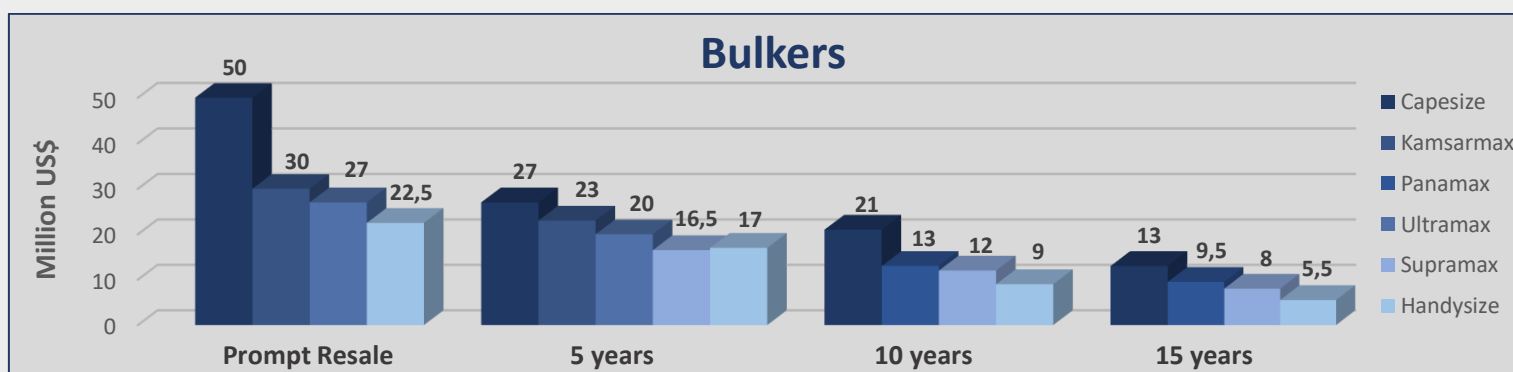
Type	Vessel	Dwt	YoB	Ldt	Price \$/ldt	Country	Comments
Bulker	Minxi	43.246	1994	8.012	342	Bangladesh	

Tankers

Units	Dwt	Yard	Delivery	Price	Owner	Comments
1	300.000	DSME, Korea	2021	\$ 90m	Korean (Pan Ocean)	eco

Bulkers					
Size	Age	Week 15	Week 14	± %	
Capesize 180k	Resale	50	50	0,00%	
Capesize 180k	5 years	27	27	0,00%	
Capesize 180k	10 years	21	21	0,00%	
Capesize 170k	15 years	13	13	0,00%	
Kamsarmax 82k	Resale	30	30	0,00%	
Kamsarmax 82k	5 years	23	23	0,00%	
Panamax 76k	10 years	13	13	0,00%	
Panamax 74k	15 years	9,5	9,5	0,00%	
Ultramax 63k	Resale	27	27	0,00%	
Ultramax 61k	5 years	20	20	0,00%	
Supramax 58k	5 years	16,5	16,5	0,00%	
Supramax 56k	10 years	12	12	0,00%	
Supramax 52k	15 years	8	8	0,00%	
Handysize 38k	Resale	22,5	22,5	0,00%	
Handysize 37k	5 years	17	17	0,00%	
Handysize 32k	10 years	9	9	0,00%	
Handysize 28k	15 years	5,5	5,5	0,00%	

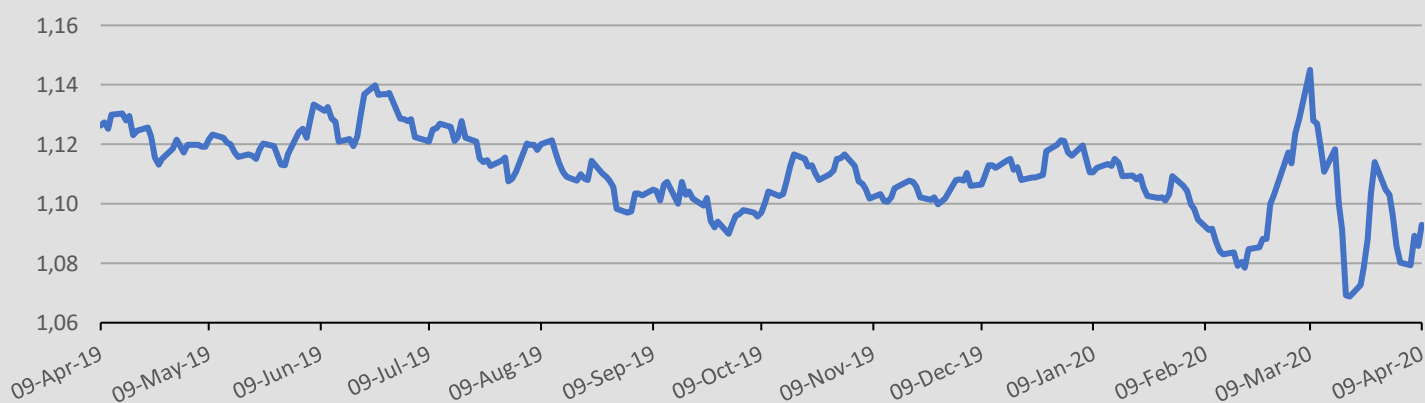
Tankers					
Size	Age	Week 15	Week 14	± %	
VLCC 310k	Resale	102	102	0,00%	
VLCC 310k	5 years	77	77	0,00%	
VLCC 300k	10 years	52	52	0,00%	
VLCC 300k	15 years	35	35	0,00%	
Suezmax 160k	Resale	70	70	0,00%	
Suezmax 160k	5 years	53	53	0,00%	
Suezmax 150k	10 years	37,5	37,5	0,00%	
Suezmax 150k	15 years	23,5	23,5	0,00%	
Aframax 110k	Resale	56	56	0,00%	
Aframax 110k	5 years	42,5	42,5	0,00%	
Aframax 105k	10 years	31	31	0,00%	
Aframax 105k	15 years	19	19	0,00%	
MR 52k	Resale	40	40	0,00%	
MR 51k	5 years	31	31	0,00%	
MR 47k	10 years	20	20	0,00%	
MR 45k	15 years	12	12	0,00%	



Currencies

Currency	9-Apr	2-Apr	± (%)
EUR / USD	1,0930	1,0858	0,66%
USD / JPY	108,49	107,91	0,54%
USD / KRW	1.220,01	1.229,49	-0,77%
NOK / USD	0,0977	0,0962	1,56%

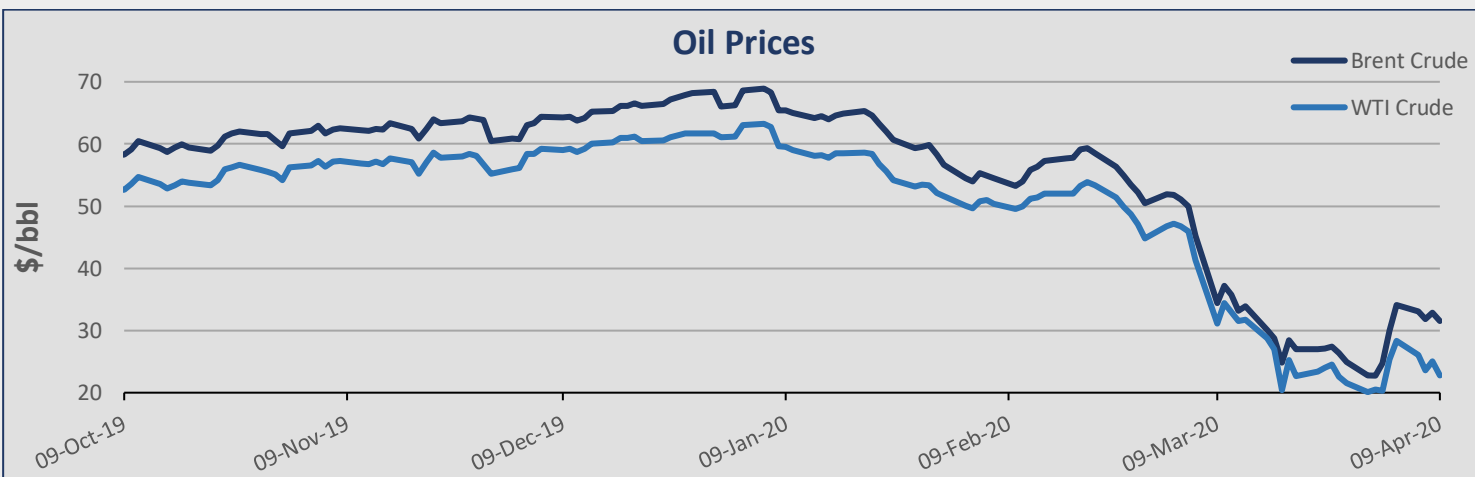
EUR / USD



Commodities

Commodity	9-Apr	2-Apr	± (%)
Brent Crude (BZ)	31,48	29,94	5,14%
WTI Crude Oil (WTI)	22,76	25,32	-10,11%
Natural Gas (NG)	1,73	1,55	11,61%
Gold (GC)	1.752,80	1.637,70	7,03%
Copper (HG)	2,27	2,22	2,25%
Wheat (W)	557,50	541,75	2,91%

Oil Prices



Stock Prices – Shipping Companies

Company	Stock Exchange	9-Apr	2-Apr	± (%)
Diana Shipping Inc (DSX)	NYSE	1,41	1,47	-4,08%
Euroseas Ltd (ESEA)	NASDAQ	2,13	1,94	9,79%
Eagle Bulk Shipping Inc (EGLE)	NASDAQ	1,87	1,80	3,89%
Navios Maritime Holdings Inc (NM)	NYSE	2,04	1,99	2,51%
Navios Maritime Partners LP (NMM)	NYSE	5,80	4,71	23,14%
Star Bulk Carriers Corp (SBLK)	NASDAQ	5,68	5,27	7,78%
Seenergy Maritime Holdings Corp (SHIP)	NASDAQ	0,14	0,15	-6,67%
Safe Bulkers Inc (SB)	NYSE	1,15	1,04	10,58%
Golden Ocean Group Ltd (GOGL)	NASDAQ	3,29	3,07	7,17%

Stock Prices - Wet

Company	Stock Exchange	9-Apr	2-Apr	± (%)
Capital Product Partners LP (CPLP)	NASDAQ	7,73	6,62	16,77%
TOP Ships Inc (TOPS)	NASDAQ	0,29	0,22	31,82%
Tsakos Energy Navigation Ltd (TNP)	NYSE	2,82	2,65	6,42%

Stock Prices - Other

Company	Stock Exchange	9-Apr	2-Apr	± (%)
Danaos Corp (DAC)	NYSE	4,41	3,51	25,64%
StealthGas Inc (GASS)	NASDAQ	1,99	1,97	1,02%
Rio Tinto PLC (RIO)	NYSE	47,66	46,01	3,59%
Vale SA (VALE)	NYSE	8,50	8,15	4,29%
Archer-Daniels-Midland Co (ADM)	NYSE	37,58	34,33	9,47%
BHP Group Ltd (BHP)	NYSE	39,51	37,90	4,25%

ADVANCED SHIPPING & TRADING S.A.

Vouliagmenis Avenue 168, 1st Floor,

Glyfada 16674, Greece

Tel: +30 210 30 03 000

Fax: +30 210 30 01 305

E-mail: snp@advanced-ship.gr

E-mail: chartering@advanced-ship.gr

E-mail: finance@advanced-ship.gr

E-mail: research@advanced-ship.gr

Sale & Purchase Department:

Capt. Fountoglou Michalis Mob: +30 6947 70 07 18

Thermos Stavros Mob: +30 6944 24 20 20

Harrington James Mob: +44 7768 10 45 33

Papoutsis George Mob: +30 6951 00 51 65

Balpakakis Manolis Mob: +30 6955 47 77 72

Chrousalas Thanasis Mob: +30 6955 47 77 73

Landrakis Stelios Mob: +30 6955 47 77 74

Bilias Tasos Mob: +30 6955 47 77 71

Kontaratos Alkis Mob: +30 6949 19 11 79

Markoutsia Nela Mob: +30 6959 99 85 10

Roussos Pantelis Mob: +30 6955 19 57 42

Mylona Irini Mob: +30 6951 97 60 02

Grigoriou Nikos Mob: +30 6948 03 69 79

Dry Cargo Chartering Department:

Pittas Jordan Mob: +30 6944 05 27 46

Benetos Kostas Mob: +30 6943 29 32 13

Filippis Dimitris Mob: +30 6977 98 47 32

Paraskevopoulou Mina Mob: +30 6983 05 77 81

Dienis Angelos Mob: +30 6945 64 97 73

Ploumpis Stefanos Mob: +30 6951 00 24 36

Drakas Steve Mob: +30 6944 32 60 21

Petrou Viky Mob: +30 6983 32 55 69

Research Department:

Avdikos Alexandros Mob: +30 6979 49 91 78

Liadi Ioanna Mob: +30 6946 75 59 10

Liadi Artemis Mob: +30 6956 58 41 49

Operations Department:

Katsouli Fotini Mob: +30 6942 54 23 57

Chief Executive Consultant:

Capt. Galonis Dimitrios Mob: +30 6945 55 36 81

Accounting Department:

Stergiou Kostas Mob: +30 6942 09 73 10

Administration Department:

Chronopoulou Fenia Mob: +30 6932 34 94 50

"THINK BIG"

Legal Disclaimer

The information contained herein has been obtained by various sources. Although every effort has been made to ensure that this information is accurate, complete and up-to-date, *Advanced Shipping & Trading S.A.* does not accept any responsibility whatsoever for any loss or damage occasioned or claimed, upon reliance on the information, opinions and analysis contained in this report.

Research compiled by: *Advanced Shipping & Trading S.A. Market Research* on behalf of the Sale & Purchase, Dry Cargo Chartering and Tanker Chartering Departments. For any questions, please contact: research@advanced-ship.gr