

### Bulkers

A busy week for Panamax sector with Grace Ocean Investement selling their BWTS fitted **"Clipper Victory"** 77/2015 Imabari Marugame, Japan (**DD 06/2020**) to Greek buyers for **USD 20,75 mill**. Moreover, Vita Management sold their Panamax **"Vitagrace"** 76/2001 Kananashi Toyohashi, Japan (**DD 08/2019**) to Chinese buyers at a price of **USD 6,5 mil**, a sale comparable with that of the one-year-younger M/V **"Banzai"** 74/2002 Namura & Sasebo, Japan which took place two months ago at levels USD 7 mill. Finally, Zenobia Management's M/V **"Underdog"** 74/2006 Hudong-Zhonghua, China (**DD 03/2020**) was sold for **USD 8,5 mill** whilst last month the two-year-younger M/V **"Ogna"** 76/2008 Jiangsu Rongsheng, China had succeeded a price of USD 10,3 mill.

Supramax **"Bomar Amber"** 58/2012 Tsuneishi Zhoushan, China (**DD 01/2020**) owned by Borealis Maritime was sold for a price of **USD 15 mill**. Remind you that earlier this month, the two-years-old M/V **"Nord Manatee"** 58/2010 Tsuneishi Cebu, Philippines had achieved levels USD 13,4 mill.

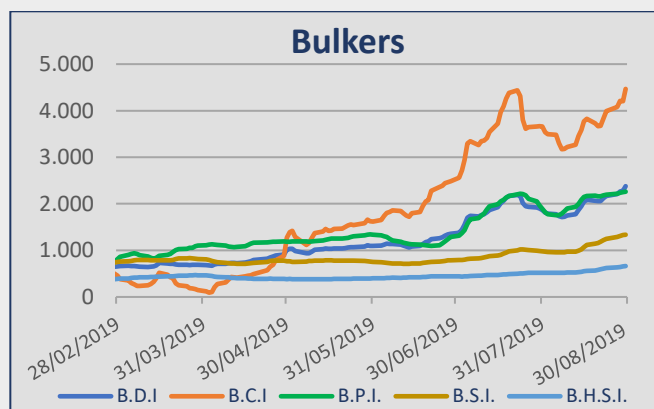
Handysize **"Courageous"** 28/2004 Imabari Imabari, Japan (**DD 06/2020**) of Blue Wall Shipping was sold for **USD 5,8 mill** while last month we saw the sale of her one-year-old sister vessel **"Genco Challenger"** 28/2003 at a price of USD 5,2 mill.

### Tankers

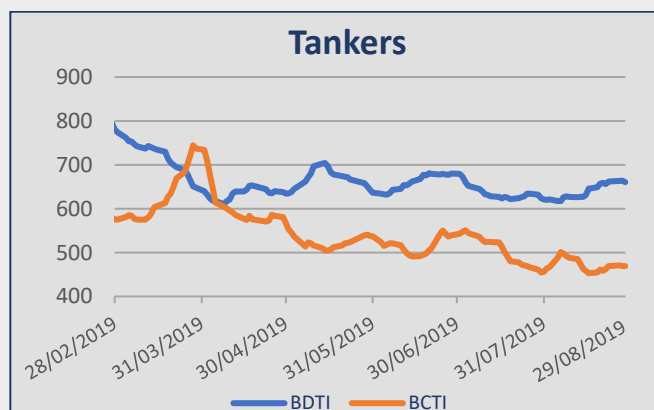
Trafigura made a deal with Frontline to sell their 10 Suezmax scrubber fitted vessels built 2018-2019 in Hyundai Samho and HHI yards, in a cash & shares deal worth **USD 675 mill** with 3 years T/C back to Trafigura at USD 28.400 pd with 50% profit share above the base rate and options for 2+2 similar vessels. The names of the vessels are **"Marlin Samara"**, **"Marlin Santiago"**, **"Marlin Savannah"**, **"Marlin Shanghai"**, **"Marlin Siena"**, **"Marlin Silkeborg"**, **"Marlin Singapore"**, **"Marlin Sparta"**, **"Marlin Suez"** at 158k dwt & **"Marlin Seoul"** at 150k dwt.

Navios Maritime made several sale & leaseback deals for their Korean vessels, the first one including 3 x LR1 (**"Nave Cielo"** 75/2007 Stx, **"Nave Ariadne"** 75/2007 Stx, & **"Nave Atropos"** 75/2013 Sungdong) and 3 x MR2 (**"Bougainville"** 51/2013 Stx, **"Nave Equator"** 50/2009 Spp & **"Nave Pyxis"** 50/2014 Dae Sun) which were sold for **USD 90,8 mill enbloc** to Chinese buyers **with an average of 6,4 years T/C back**. MR2 **"Nave Pulsar"** 51/2007 Stx was sold to Japanese buyers for **USD 15 mill with 5 years T/C back** and 3 x MR2 (**"Nave Equinox"** 51/2007 Stx, **"Nave Orbit"** 50/2009 Spp & **"Nave Velocity"** 50/2015 Spp) were sold to Chinese buyers for **USD 47,2 mill enbloc with 5,5 years average T/C back**.

### Baltic Indices



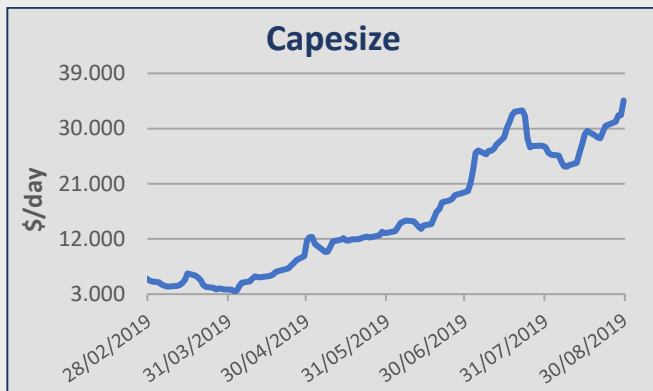
INDEX	30-Aug	23-Aug	± (%)
BDI	2.378	2.168	9,69%
BCI	4.467	3.991	11,93%
BPI	2.260	2.196	2,91%
BSI	1.336	1.249	6,97%
BHSI	665	619	7,43%



INDEX	29-Aug	22-Aug	± (%)
BDTI	660	656	0,61%
BCTI	469	462	1,52%

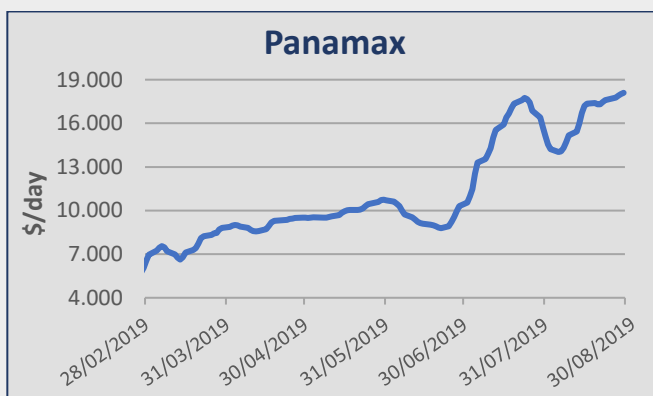
## Capesize

**Week 35** found iron ore freight rates on the West Australia / China route at the level of mid/high usd 10,00's fio. A number of round trips on the same route were reported around usd 29,000 pd level. Usd 27,500 pd on a Capesize for 3/5 months employment basis delivery in the Pacific.



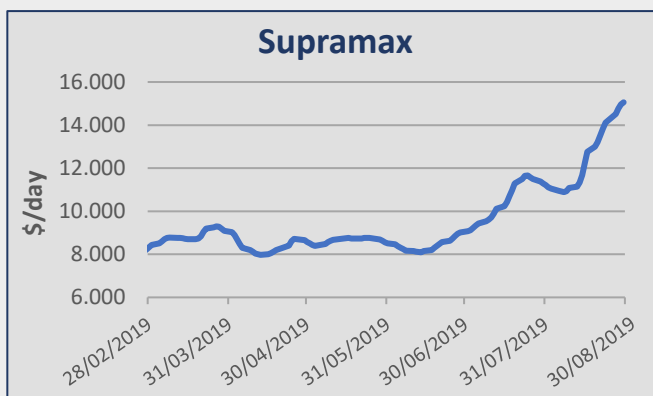
## Kamsarmax / Panamax

North Pacific rounds ranged at the usd 17,000 pd. A number of Indonesian trips into China were reported at around usd 16,000/17,000 pd levels. A number of Indonesian and Australian trips into India were reported at the levels of usd 16,000/17,000 pd. South African trips into India at around usd 16,000 pd without any ballast bonus. West African trips into Continent were fixed at around usd 22,000 pd. Black sea trips into China were reported around usd 31,000 pd. Inter-Mediterranean grains via Black Sea were fixed at around usd 17,250 pd. South American trips into China were reported at the levels of usd 20,000 pd plus ballast bonus at the usd 1M. No period activity to report here.



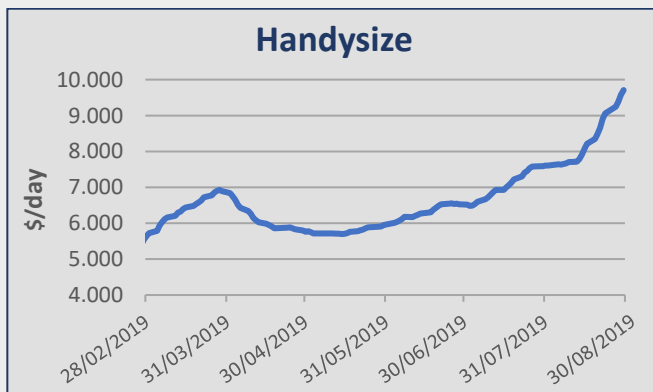
## Ultramax / Supramax

Indonesian trips into China at the level of usd 14,000/15,000 pd without any ballast bonus. Indonesian trips into India at around usd 14,000 pd. North Pacific trips into China at the level of usd 12,500 pd. South African trips into India were reported at the level of usd 14,100 pd plus ballast bonus at the usd 410K. Continental trips into US Gulf were fixed at around usd 15,000 pd. US Gulf trips into Mediterranean were reported at the level of usd 18,500 pd. South American trips into China were fixed around usd 14,000 pd without any ballast bonus. Usd 16,000 pd on an Ultramax for 6/8 months employment basis delivery in the Pacific.



## Handymax / Handysize

A generally quiet week for this segment. Indonesian trips into China with steels were reported at the level of usd 13,000 pd. Pacific round trips were fixed at around usd 10,000 pd. East African trips into India with coal were reported at the level of usd 10,800 pd. No period activity to report here.



## REPORTED SALES

Week 35 (23<sup>rd</sup> Aug to 30<sup>th</sup> Aug 2019)

### Bulk Carriers

Type	Name	Dwt	YoB	Yard	SS	M/E	Gear	Price	Buyer	Comments
Panamax	<b>Clipper Victory</b>	77.119	2015	Imabari Marugame, Japan	06/2020	MAN- B&W	-	\$ 20,75m	Greek	BWTS fitted
Panamax	<b>Vitagrace</b>	75.921	2001	Kanasashi Toyohashi, Japan	08/2021	B&W	-	\$ 6,5m	Chinese	DD 08/2019
Panamax	<b>Underdog</b>	74.444	2006	Hudong- Zhonghua, China	03/2022	MAN- B&W	-	\$ 8,5m	Undisclosed	DD 03/2020
Panamax	<b>Sri Wandari Indah</b>	73.852	1999	Sasebo Sasebo, Japan		B&W	4x30T	\$ 6m	Indonesian	Surveys due
Ultramax	<b>Bergen</b>	60.319	2015	JMU, Japan	03/2020	Wartsila	4x30T	\$ 21,5m	Greek	SS/DD 03/2020
Supramax	<b>Bomar Amber</b>	58.110	2012	Tsuneishi Zhoushan, China	01/2022	MAN- B&W	4x30T	\$ 15m	Undisclosed	DD 01/2020
Supramax	<b>Lady Mary</b>	52.027	2001	Tsuneishi Cebu, Philippines	05/2021	B&W	4x30T	\$ 5,5m	Chinese	DD overdue
Handymax	<b>Shanthi Indah</b>	45.681	1996	Hashihama, Japan	03/2022	B&W	4x25T	\$ 3m	Indonesian	DD 03/2020
Handysize	<b>Sam Phoenix</b>	34.264	2011	Zhejiang Jingang, China	07/2021	MAN- B&W	4x30T	Mid \$ 8m	Greek	DD 11/2019
GC	<b>C. S. Star</b>	33.171	2011	Kanda Kawajiri, Japan	09/2020	Mitsubishi	4x30,5T	\$ 10,3m	Greek	
Handysize	<b>Courageous</b>	28.510	2004	Imabari Imabari, Japan	06/2020	MAN- B&W	4x30,5T	\$ 5,8m	Undisclosed	

## REPORTED SALES

Week 35 (23<sup>rd</sup> Aug to 30<sup>th</sup> Aug 2019)

### Tankers

Type	Name	Dwt	YoB	Yard	SS	M/E	Price	Buyer	Comments
Suezmax	Marlin Samara	158.032	2019	Hyundai Samho, Korea	02/2024	MAN-B&W			
Suezmax	Marlin Santiago	158.032	2018	HHI, Korea	02/2024	MAN-B&W			
Suezmax	Marlin Savannah	158.032	2018	HHI, Korea	01/2024	MAN-B&W			Scrubber fitted, cash & shares deal, 3 years T/C back to
Suezmax	Marlin Shanghai	158.032	2019	Hyundai Samho, Korea	01/2024	MAN-B&W			Trafigura at
Suezmax	Marlin Siena	158.032	2019	Hyundai Samho, Korea	01/2024	MAN-B&W	\$ 675m enbloc	Norwegian (Frontline)	\$28.400 pd with 50% profit share above the base rate, including 2+2 options for similar vessels
Suezmax	Marlin Silkeborg	158.032	2019	Hyundai Samho, Korea	01/2024	MAN-B&W			
Suezmax	Marlin Singapore	158.032	2018	Hyundai Samho, Korea	01/2024	MAN-B&W			
Suezmax	Marlin Sparta	158.032	2018	Hyundai Samho, Korea	03/2024	MAN-B&W			
Suezmax	Marlin Suez	158.032	2018	HHI, Korea	02/2024	MAN-B&W			
Suezmax	Marlin Seoul	149.999	2019	HHI, Korea	03/2024	MAN-B&W			
LR1	Nave Cielo	74.896	2007	Stx, Korea	06/2022	MAN-B&W			
LR1	Nave Ariadne	74.875	2007	Stx, Korea	05/2022	MAN-B&W			
LR1	Nave Atropos	74.695	2013	Sungdong, Korea	04/2023	MAN-B&W	\$ 90,8m enbloc	Chinese	Sale & leaseback deal for 6,4 years average
MR	Bougainville	50.626	2013	Stx, Korea	09/2023	MAN-B&W			
MR	Nave Equator	49.999	2009	Spp, Korea	09/2019	MAN-B&W			
MR	Nave Pyxis	49.998	2014	Dae Sun, Korea	11/2019	MAN-B&W			
MR	Nave Pulsar	50.922	2007	Stx, Korea	10/2022	MAN-B&W	\$ 15m	Japanese	Sale & leaseback deal for 5 years
MR	Nave Equinox	50.922	2007	Stx, Korea	12/2022	MAN-B&W			
MR	Nave Orbit	49.999	2009	Spp, Korea	10/2019	MAN-B&W	\$ 47,2m enbloc	Chinese	Sale & leaseback deal for 5,5 years average
MR	Nave Velocity	49.999	2015	Spp, Korea	02/2020	MAN-B&W			

## REPORTED SALES

Week 35 (23<sup>rd</sup> Aug to 30<sup>th</sup> Aug 2019)

### Tankers (continued)

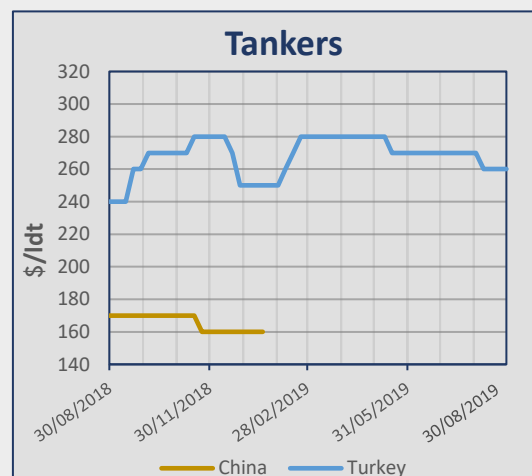
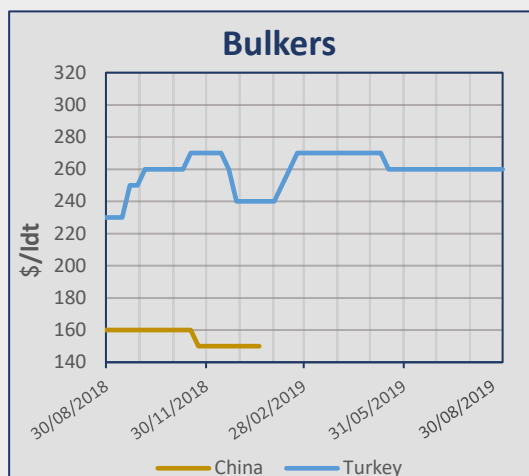
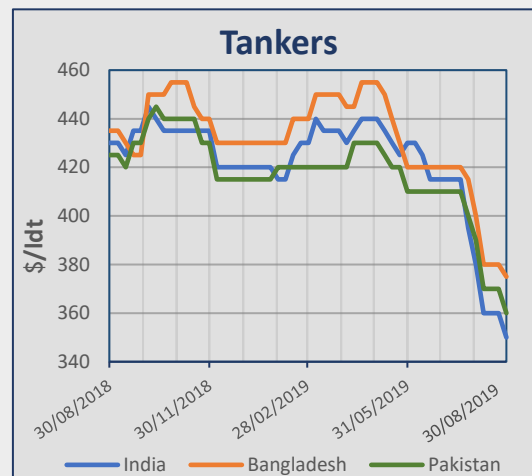
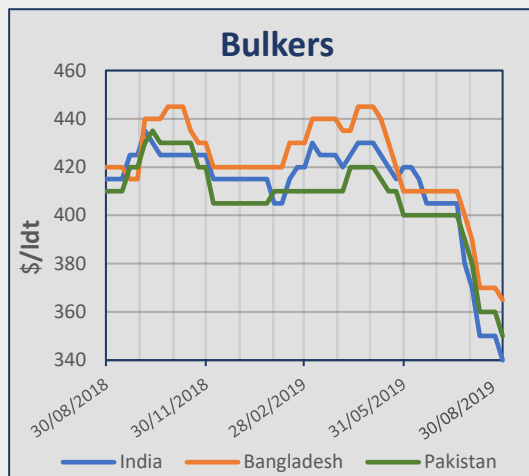
Type	Name	Dwt	YoB	Yard	SS	M/E	Price	Buyer	Comments
Chemical/Oil Products	<b>Folk Beauty</b>	15.091	2010	Stx Braila, Romania	12/2019	MAN	Undisclosed	UAE based	Auction sale, SS/DD 12/2019
Chemical/Oil Products	<b>Cape Esmeralda</b>	12.842	2004	Samho, Korea	10/2019	MAN-B&W	\$ 6m enbloc	Undisclosed	SS/DD 10/2019
Chemical/Oil Products	<b>Cape Egmont</b>	12.791	2003	Samho, Korea	08/2023	MAN-B&W			

### Containers

Type	Name	Teu	YoB	Yard	SS	M/E	Gear	Price	Buyer	Comments
Post Panamax	<b>Pamina</b>	5.047	2005	HHL, Korea	05/2020	Sulzer	-	\$ 9,13m	Feedertech	
Feeder	<b>KMTC Port Kelang</b>	1.860	2004	Hanjin, Korea	04/2024	MAN-B&W	-	\$ 6,5m	Undisclosed	SS passed 03/2019
Feeder	<b>Angela</b>	868	2005	Sietas KG, Germany	12/2020	MaK	-	\$ 15,5m enbloc	Undisclosed	
Feeder	<b>Andrea</b>	868	2005	Sietas KG, Germany	09/2020	MaK	-			
Feeder	<b>Green Fast</b>	601	1996	Hegemann Berne, Germany	09/2021	MaK	-			
Feeder	<b>Herm</b>	750	2004	Daewoo-Mangalia, Romania	10/2019	MaK	-	\$ 2m	Dutch	

## Indicative Demolition Prices

Bulkers	Country	Price \$/ldt
	India	340
	Bangladesh	365
	Pakistan	350
	China	-
	Turkey	260
Tankers	India	350
	Bangladesh	375
	Pakistan	360
	China	-
	Turkey	260



## Demolition Sales

Type	Vessel	Dwt	YoB	Ldt	Price \$/ldt	Country	Comments
Bulker	Atlantic Merchant	238.819	1992	36.166	405	Bangladesh	Excess 1.000T bunkers ROB

## Tankers

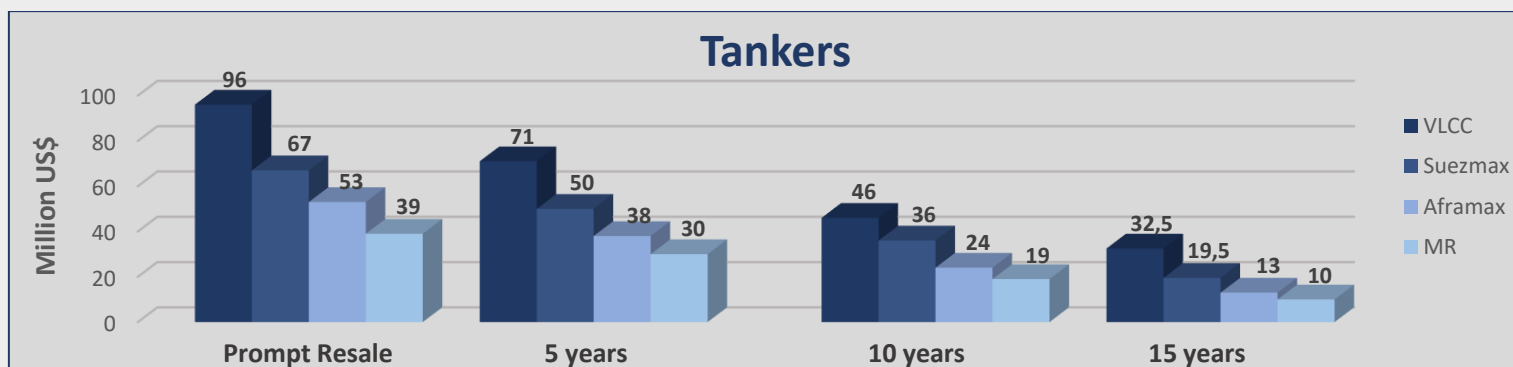
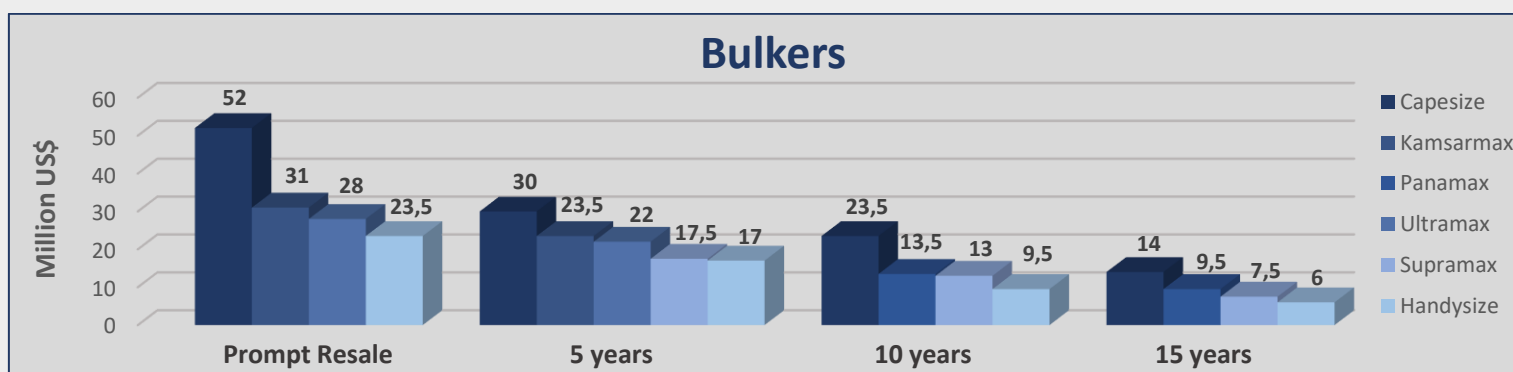
Units	Size	Yard	Delivery	Price	Owner	Comments
1	174.000 cbm	DSME, Korea	2021	Undisclosed	Greek (Maran Gas)	
1	84.000 cbm	Jiangnan, China	2021	Undisclosed	Chinese (Tianjin Southwest Marine)	LPG, option declared
1	8.500 cbm	Huangpu Wenchong, China	2021	Undisclosed	Chinese (Tianjin Southwest Marine)	Multi-gas carrier

## Containers

Units	Size	Yard	Delivery	Price (mill)	Owner	Comments
6	23.000 teu	Samsung, Korea	2022	\$ 150-160m	Taiwanese (Greencompass Marine)	Scrubber fitted, long T/C to Evergreen
5	23.000 teu	Imabari, Japan	2022	\$ 150-160m	Japanese (Shoei Kisen)	Scrubber fitted, long T/C to Evergreen

Bulkers					
Size	Age	Week 35	Week 34	± %	
Capesize 180k	Resale	52	52	0,00%	
Capesize 180k	5 years	30	30	0,00%	
Capesize 180k	10 years	23,5	23,5	0,00%	
Capesize 170k	15 years	14	14	0,00%	
Kamsarmax 82k	Resale	31	31	0,00%	
Kamsarmax 82k	5 years	23,5	24	-2,08%	
Panamax 76k	10 years	13,5	14	-3,57%	
Panamax 74k	15 years	9,5	9,5	0,00%	
Ultramax 63k	Resale	28	28	0,00%	
Ultramax 61k	5 years	22	22,5	-2,22%	
Supramax 58k	5 years	17,5	17	2,94%	
Supramax 56k	10 years	13	13	0,00%	
Supramax 52k	15 years	7,5	7,5	0,00%	
Handysize 38k	Resale	23,5	23,5	0,00%	
Handysize 37k	5 years	17	17	0,00%	
Handysize 32k	10 years	9,5	10	-5,00%	
Handysize 28k	15 years	6	6,5	-7,69%	

Tankers					
Size	Age	Week 35	Week 34	± %	
VLCC 310k	Resale	96	96	0,00%	
VLCC 310k	5 years	71	71	0,00%	
VLCC 300k	10 years	46	47	-2,13%	
VLCC 300k	15 years	32,5	32	1,56%	
Suezmax 160k	Resale	67	67	0,00%	
Suezmax 160k	5 years	50	50	0,00%	
Suezmax 150k	10 years	36	36	0,00%	
Suezmax 150k	15 years	19,5	19,5	0,00%	
Aframax 110k	Resale	53	53	0,00%	
Aframax 110k	5 years	38	38	0,00%	
Aframax 105k	10 years	24	25	-4,00%	
Aframax 105k	15 years	13	13	0,00%	
MR 52k	Resale	39	39	0,00%	
MR 51k	5 years	30	30	0,00%	
MR 47k	10 years	19	19	0,00%	
MR 45k	15 years	10	10	0,00%	

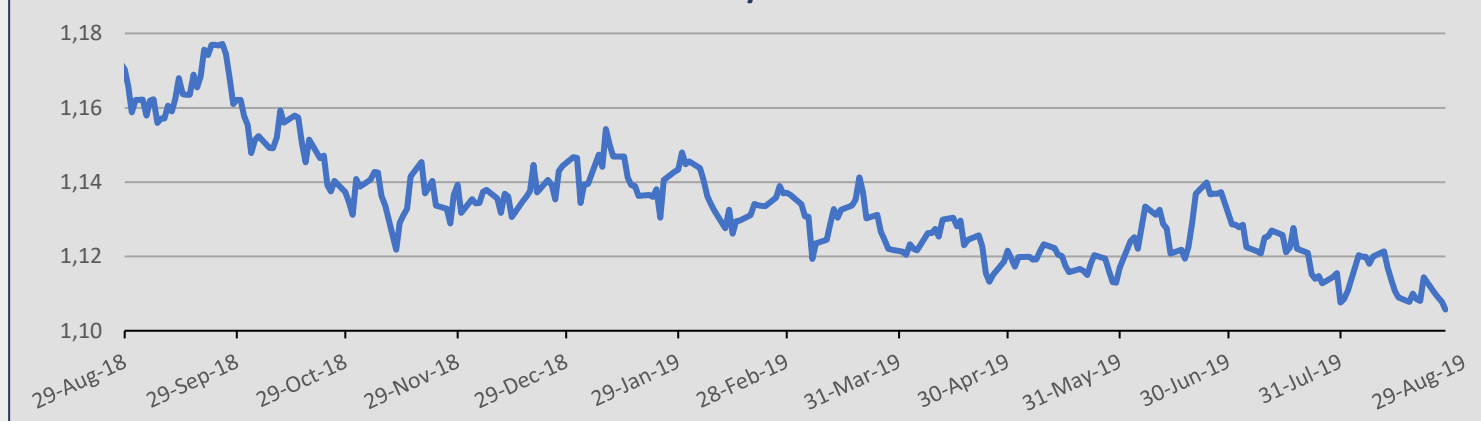




## Currencies

Currency	29-Aug	22-Aug	± (%)
EUR / USD	1,1057	1,1080	-0,21%
USD / JPY	106,52	106,44	0,08%
USD / KRW	1.216,50	1.207,27	0,76%
NOK / USD	0,1099	0,1113	-1,26%

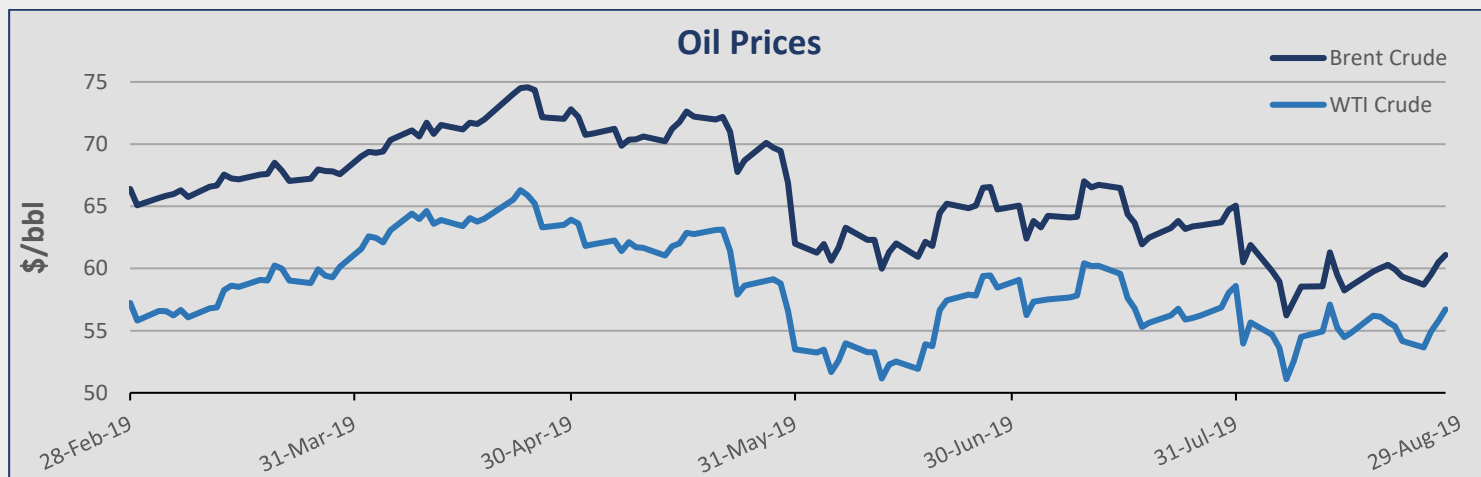
## EUR / USD



## Commodities

Commodity	29-Aug	22-Aug	± (%)
Brent Crude (BZ)	61,08	59,92	1,94%
WTI Crude Oil (WTI)	56,71	55,35	2,46%
Natural Gas (NG)	2,30	2,16	6,48%
Gold (GC)	1.536,90	1.508,50	1,88%
Copper (HG)	257,75	256,55	0,47%
Wheat (W)	472,75	471,75	0,21%

## Oil Prices



## Stock Prices – Shipping Companies

Company	Stock Exchange	29-Aug	22-Aug	± (%)
Diana Shipping Inc (DSX)	NYSE	3,34	3,42	-2,34%
DryShips Inc (DRYS)	NASDAQ	5,19	5,19	0,00%
Euroseas Ltd (ESEA)	NASDAQ	0,66	0,64	3,13%
Eagle Bulk Shipping Inc (EGLE)	NASDAQ	4,29	4,59	-6,54%
Navios Maritime Holdings Inc (NM)	NYSE	6,62	6,15	7,64%
Navios Maritime Partners LP (NMM)	NYSE	16,77	16,15	3,84%
Star Bulk Carriers Corp (SBLK)	NASDAQ	10,03	10,46	-4,11%
Seenergy Maritime Holdings Corp (SHIP)	NASDAQ	0,61	0,61	0,00%
Safe Bulkers Inc (SB)	NYSE	2,00	1,91	4,71%
Golden Ocean Group Ltd (GOGL)	NASDAQ	6,05	5,92	2,20%

## Stock Prices - Wet

Company	Stock Exchange	29-Aug	22-Aug	± (%)
Capital Product Partners LP (CPLP)	NASDAQ	10,74	10,53	1,99%
TOP Ships Inc (TOPS)	NASDAQ	6,85	6,40	7,03%
Tsakos Energy Navigation Ltd (TNP)	NYSE	2,98	3,06	-2,61%

## Stock Prices - Other

Company	Stock Exchange	29-Aug	22-Aug	± (%)
Danaos Corp (DAC)	NYSE	7,00	7,38	-5,15%
StealthGas Inc (GASS)	NASDAQ	3,17	3,50	-9,43%
Rio Tinto PLC (RIO)	NYSE	49,26	48,55	1,46%
Vale SA (VALE)	NYSE	10,72	10,77	-0,46%
Archer-Daniels-Midland Co (ADM)	NYSE	37,73	37,93	-0,53%
BHP Group Ltd (BHP)	NYSE	48,14	47,25	1,88%

## **ADVANCED SHIPPING & TRADING S.A.**

Vouliagmenis Avenue 168, 1<sup>st</sup> Floor,

Glyfada 16674, Greece

Tel: +30 210 30 03 000

Fax: +30 210 30 01 305

E-mail: [snp@advanced-ship.gr](mailto:snp@advanced-ship.gr)

E-mail: [chartering@advanced-ship.gr](mailto:chartering@advanced-ship.gr)

E-mail: [finance@advanced-ship.gr](mailto:finance@advanced-ship.gr)

E-mail: [research@advanced-ship.gr](mailto:research@advanced-ship.gr)

### ***Sale & Purchase Department:***

Capt. Fountoglou Michalis Mob: +30 6947 70 07 18

Thermos Stavros Mob: +30 6944 24 20 20

Harrington James Mob: +44 7768 10 45 33

Papoutsis George Mob: +30 6951 00 51 65

Balpakakis Manolis Mob: +30 6955 47 77 72

Chrousalas Thanasis Mob: +30 6955 47 77 73

Landrakis Stelios Mob: +30 6955 47 77 74

Bilias Tasos Mob: +30 6955 47 77 71

Kontaratos Alkis Mob: +30 6949 19 11 79

Markoutsia Kanella Mob: +30 6959 99 85 10

Roussos Pantelis Mob: +30 6955 19 57 42

Mylona Irini Mob: +30 6951 97 60 02

### ***Dry Cargo Chartering Department:***

Benetos Kostas Mob: +30 6943 29 32 13

Pittas Iordanis Mob: +30 6944 05 27 46

Dienis Aggelos Mob: +30 6945 64 97 73

Filippis Dimitris Mob: +30 6977 98 47 32

### ***Research Department:***

Avdikos Alexandros Mob: +30 6979 49 91 78

Liadi Ioanna Mob: +30 6946 75 59 10

Liadi Artemis Mob: +30 6956 58 41 49

### ***Operations Department:***

Katsouli Fotini Mob: +30 6955 47 77 75

### ***Chief Executive Consultant:***

Capt. Galonis Dimitrios Mob: +30 6945 55 36 81

### ***Accounting Department:***

Stergiou Kostas Mob: +30 6942 09 73 10

### ***Administration Department:***

Chronopoulou Fenia Mob: +30 6932 34 94 50

*"THINK BIG"*

#### Legal Disclaimer

The information contained herein has been obtained by various sources. Although every effort has been made to ensure that this information is accurate, complete and up-to-date, *Advanced Shipping & Trading S.A.* does not accept any responsibility whatsoever for any loss or damage occasioned or claimed, upon reliance on the information, opinions and analysis contained in this report.

Research compiled by: *Advanced Shipping & Trading S.A. Market Research* on behalf of the Sale & Purchase, Dry Cargo Chartering and Tanker Chartering Departments. For any questions, please contact: [research@advanced-ship.gr](mailto:research@advanced-ship.gr)