

Bulkers

Japanese Owners have sold their Post Panamax “**Brilliant Century**” 92/2002 Imabari Saijo, Japan with **DD 04/2020** to Chinese buyers for **USD 8,2 mill** while similar unit “**Shin Sapporo Maru**” 91/2002 Oshima, Japan was sold last month to Chinese buyers at USD 8,8 mill.

Yamamaru Kisen KK have sold their Kamsarmax “**Key Navigator**” 82/2014 Tsuneishi Fukuyama, Japan with **SS/DD 07/2019** to undisclosed buyers at levels **USD excess 23 mill**. Remind you that last sale was “**Puppis Ocean**” 81/2014 JMU, Japan back in March to Greek buyers for similar levels i.e. USD 23 mill.

Neptune Dry have committed Shoei Kisen’s Ultramax “**Ultra Innovation**” 61/2016 Tadotsu, Japan with **SS/DD 04/2021** at a price of **USD 24 mill** including 12 months timecharter back at index levels, followed by their purchase of “**Loch Ness**” 61/2016 Shin Kurushima Toyohashi, Japan for one million less i.e. USD 23 mill back in May.

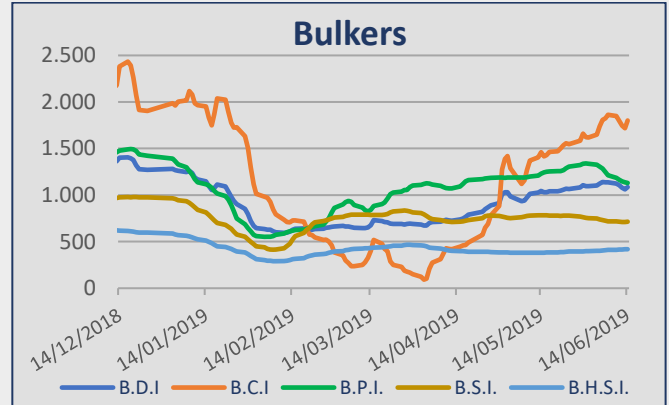
In the Supramax sector we notice the sale of M/V “**Bulk Pegasus**” 59/2009 Tsuneishi Cebu, Philippines with **SS/DD 12/2020** to Bangladeshi buyers Akij Group at a price of **USD 13,3 mill** while the one-year-older “**Viola**” 59/2008 Tsuneishi Cebu, Philippines was committed to Norwegian buyers at levels USD 13 mill in a cash & share deal back in April.

Tankers

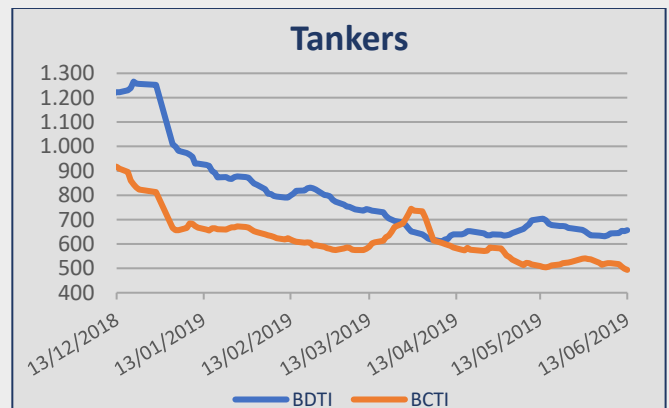
In the tanker sector we noticed few sales with most notable the sale of Songangol’s Aframax M/T “**Mucua**” 113/2008 New Times, China with **DD 03/2022** to undisclosed buyers at a price of **USD 20,1 mill** and Ever Rich Global Trading Aframax “**Ever Rich No. 18**” 105/2003 Sumitomo, Japan with **DD 01/2022** to Greek buyers at **USD 14,5 mill**.

Following the sale of M/T “**Torm Cecilie**” 46/2001 Daedong, Korea, TORM A/S have committed their MR “**Torm Gunhild**” 45/1999 Halla, Korea with **SS/DD 08/2019** to Indian buyers Aust Maritime for **USD 6 mill**.

Baltic Indices



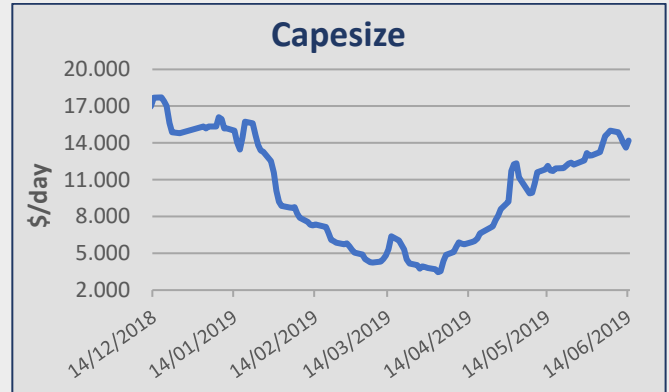
INDEX	14-Jun	7-Jun	± (%)
BDI	1.085	1.138	-4,66%
BCI	1.800	1.862	-3,33%
BPI	1.131	1.213	-6,76%
BSI	716	719	-0,42%
BHSI	420	412	1,94%



INDEX	13-Jun	6-Jun	± (%)
BDTI	657	635	3,46%
BCTI	494	521	-5,18%

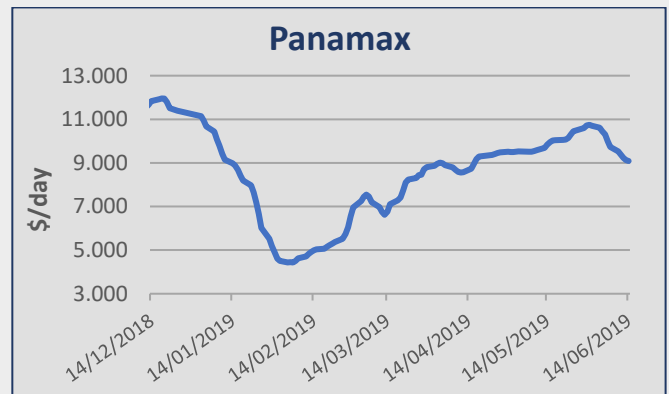
Capesize

Week 24 found iron ore freight rates on the West Australia / China route at the level of low/mid usd 7,00's fio. A number of round trips on the same route were reported around usd 16,000 pd levels. Usd 16,500 pd on a Capesize for 11/13 months employment basis delivery in the Pacific.



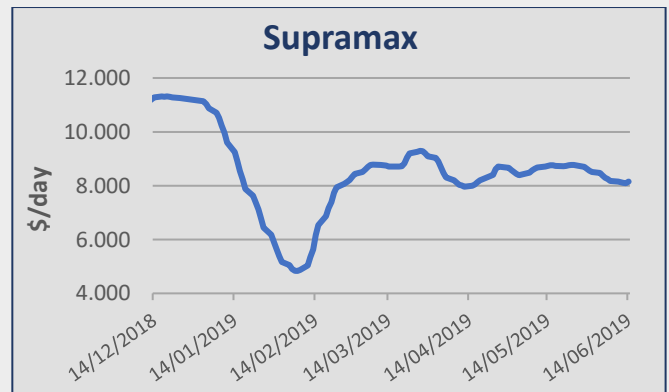
Kamsarmax / Panamax

North Pacific rounds ranged at the usd 10,000 pd. A number of Indonesian trips into China reported around usd 10,000/11,000 pd levels. A number of Indonesian and Australian trips into India were reported fixed at the levels of usd 9,000/10,000 pd. Inter-continental trips via West Africa at around usd 9,000 pd level. Continental trips into China at around usd 16,000 pd and into India at around usd 19,000 pd. South American trips into Continent were reported at the levels of usd 17,000 pd and into China were reported at the levels of usd 15,00/16,000 pd plus ballast bonus at the usd 500K/600K. No period activity to report here.



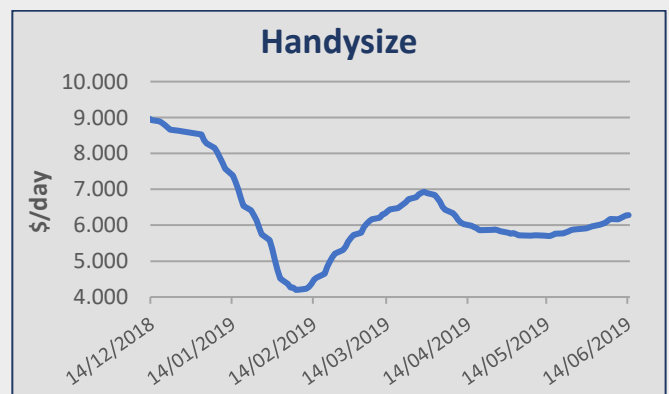
Ultramax / Supramax

Indonesian trips into China at the level of usd 9,000 pd without any ballast bonus. Indian iron ore into China at the level of usd 8,000/9,000 pd. South African trips into India were fixed at around usd 12,300 pd plus usd 230K ballast bonus. Continental trips into China via Baltic at the level of usd 16,000 pd. US Gulf grains into Mediterranean at around usd 16,000 pd. South American trips into Mediterranean at the level of usd 14,000 pd. Usd 10,900 pd on an Ultramax for 1year employment basis delivery in the Pacific.



Handymax / Handysize

A generally quiet week for this segment. Continental trips into Mediterranean at around usd 11,500 pd. A small Handysize was fixed at the level of usd 8,150 pd for Inter-continental trip via Baltic with coal. No period activity to report here.



Bulk Carriers

Type	Name	Dwt	YoB	Yard	SS	M/E	Gear	Price	Buyer	Comments
Post Panamax	Tsuneishi Zhoushan SS-186	99.000	2019	Tsuneishi Zhoushan, China		MAN-B&W	-	\$ 34m	Undisclosed	
Post Panamax	Tsuneishi Zhoushan SS-187	99.000	2019	Tsuneishi Zhoushan, China		MAN-B&W	-	\$ 34m		
Post Panamax	Brilliant Century	91.879	2002	Imabari Saijo, Japan	06/2020	B&W	-	\$ 8,2m	Chinese	
Kamsarmax	Key Navigator	81.955	2014	Tsuneishi Fukuyama, Japan	07/2019	MAN-B&W	-	Excess \$ 23m	Undisclosed	
Ultramax	Ultra Innovation	61.188	2016	Tadotsu, Japan	04/2021	MAN-B&W	4x30,7T	\$ 24m	Greek (Neptune Dry)	Incl 12 months T/C back at index levels
Supramax	Bulk Pegasus	58.736	2009	Tsuneishi Cebu, Philippines	12/2020	MAN-B&W	4x30T	\$ 13,3m	Bangladeshi (Akij Group)	
Supramax	Hector	52.512	2002	Kanasashi Toyohashi, Japan	01/2022	Mitsubishi	4x30,5T	Mid \$ 6m	Far Eastern	
Supramax	Las Tortolas	50.633	2011	Oshima, Japan	10/2021	Mitsubishi	4x30T	\$ 12,3m	Danish (Navision)	
Handymax	Star Masaya	42.717	1998	IHI-Tokyo, Japan	02/2023	Sulzer	4x30T	Low \$ 4m	Chinese	
GC	Rickmers Jakarta	29.901	2003	Xiamen, China	11/2023	B&W	2x320T, 1x100T, 1x45T	\$ 13,5m enbloc	UK based	
GC	Rickmers Dalian	29.827	2004	Xiamen, China	01/2021	B&W	2x320T, 1x100T, 1x45T			
Handysize	Nord Tokyo	28.343	2009	Imabari Marugame, Japan	08/2019	MAN-B&W	4x30,5T	High \$ 7m	Undisclosed	

Tankers

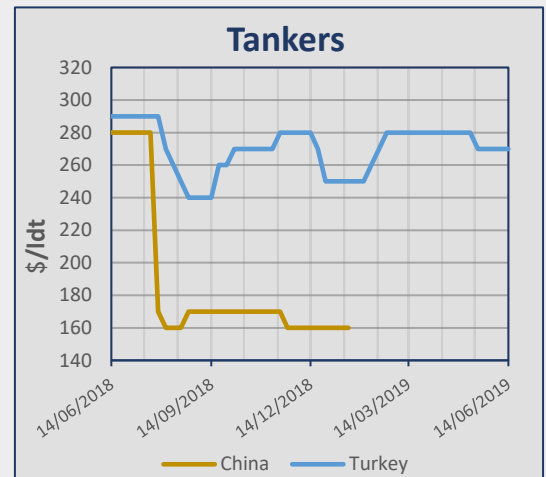
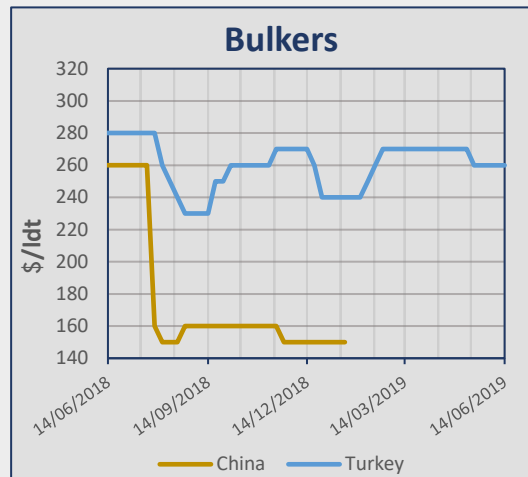
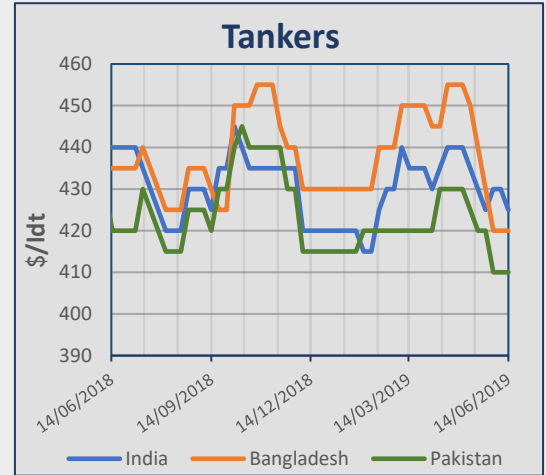
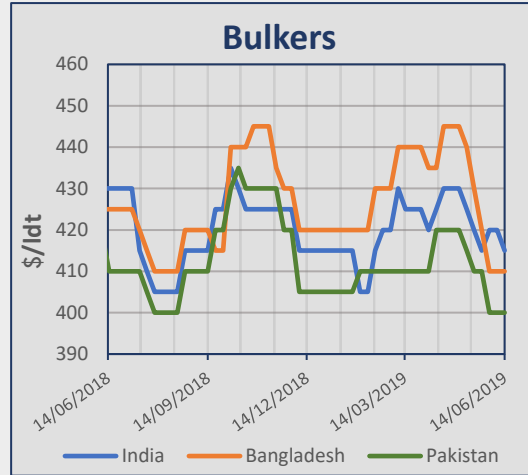
Type	Name	Dwt	YoB	Yard	SS	M/E	Price	Buyer	Comments
VLCC	Brightoil Gravity	319.911	2012	HHI, Korea	09/2022	MAN-B&W	Undisclosed	Undisclosed	Auction Sale
Aframax	Mucua	113.010	2008	New Times, China	10/2023	MAN-B&W	\$ 20,1m	Undisclosed	
Aframax	Ever Rich No. 18	105.483	2003	Sumitomo, Japan	11/2023	Sulzer	\$ 14,5m	Greek	
MR	Torm Gunhild	45.457	1999	Halla, Korea	08/2019	B&W	\$ 6m	Indian (Aust Maritime)	
Chemical/Oil Products	Armonia	13.619	2011	PLA 4807, China	02/2021	MAN-B&W	Undisclosed	Flopec	
Chemical/Oil Products	Astoria	12.712	1999	Jurong, Singapore	08/2019	MAN	Undisclosed	Far East Russian	
Chemical/Oil Products	Purple Gem	6.824	2009	Tuzla Gemi, Turkey		MaK	\$ 7m	Swedish	

Containers

Type	Name	Teu	YoB	Yard	SS	M/E	Gear	Price	Buyer	Comments
Post Panamax	Balthasar Schulte	4.249	2012	Jiangsu New Yangzijiang, China	02/2022	MAN-B&W	-	\$ 10,9m	UK based (Borealis)	Including T/C, BWTS installed
Panamax	Jpo Leo	3.091	2005	Szczecinska Nowa, Poland	07/2020	B&W	3x45T	\$ 7m	Norwegian (Atlantica Shipping)	
Handy	As Aries	1.835	2001	Gdanska Stocznia Grupa, Poland	01/2021	B&W	3x45T	\$ 5m	Middle Eastern	
Handy	Sinar Sangir	1.708	2008	Imabari, Japan	03/2022	MAN-B&W	-	\$ 8,5m	Chinese	
Handy	Sinar Subang	1.708	2008	Imabari, Japan	06/2022	MAN-B&W	-	\$ 8,5m		
Feedermax	Contship Ace	706	2007	Yangfan, China	01/2022	MaK	-	\$ 3,45m	Asian	

Indicative Demolition Prices

	Country	Price \$/ldt
Bulkers	India	415
	Bangladesh	410
	Pakistan	400
	China	-
	Turkey	260
Tankers	India	425
	Bangladesh	420
	Pakistan	410
	China	-
	Turkey	270



Demolition Sales

Type	Vessel	Dwt	YoB	Ldt	Price \$/ldt	Country	Comments
Tanker	Bow Jubail	37.449	1996	11.049	828	Undisclosed	"As Is" Khor Fakkan, 2.250T Stainless Steel
Bulker	Green Garnet	48.772	1996	9.164	425	India	Green recycling
Container	Iwashiro	24.381	1995	8.175	415	Bangladesh	"As Is" Vietnam, incl 150T bunkers ROB

Tankers

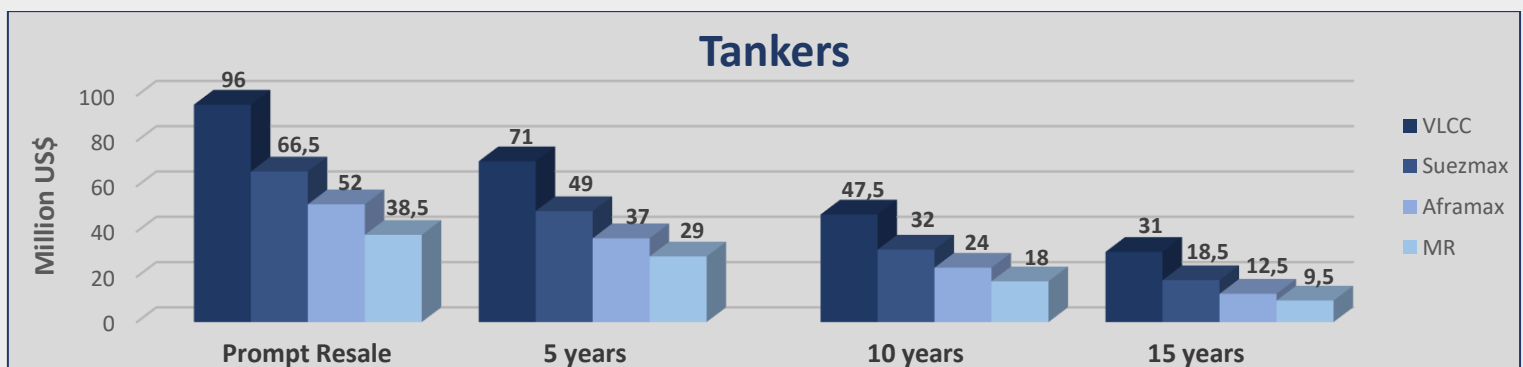
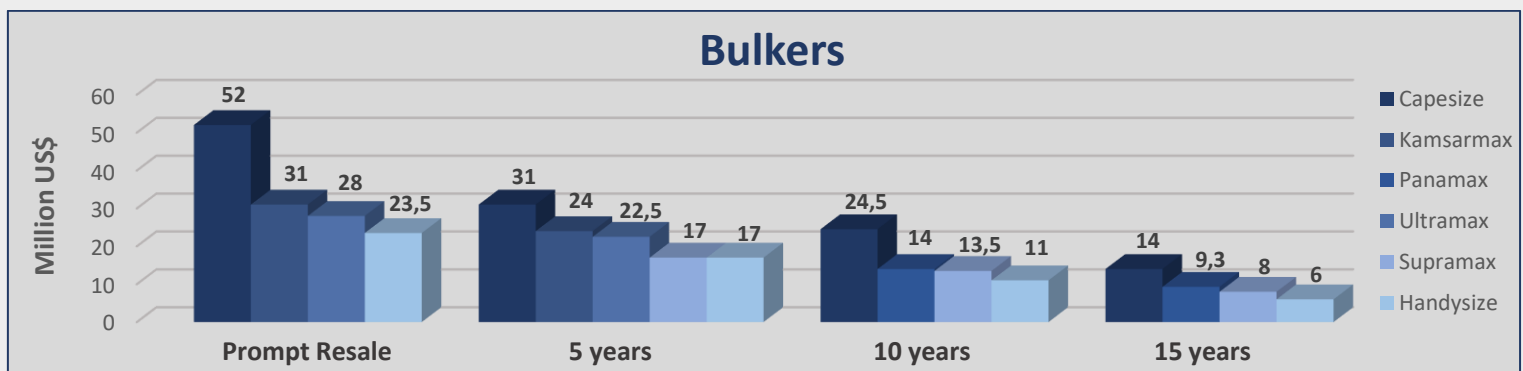
Units	Size	Yard	Delivery	Price	Owner	Comments
1	112.000 dwt	Sumitomo, Japan	2021	\$ 50m	Valles Steamship	Option declared
2	174.000 cbm	Samsung, Korea	2022	\$ 190,5m	European	LNG

Containers

Units	Size	Yard	Delivery	Price	Owner	Comments
7+3	12.000 teu	Yangzijiang, China	Undisclosed	\$ 91m	Italian (MSC)	Scrubbers fitted

Bulkers					
Size	Age	Week 24	Week 23	± %	
Capesize 180k	Resale	52	52	0,00%	
Capesize 180k	5 years	31	31	0,00%	
Capesize 180k	10 years	24,5	24,5	0,00%	
Capesize 170k	15 years	14	14	0,00%	
Kamsarmax 82k	Resale	31	31	0,00%	
Kamsarmax 82k	5 years	24	24	0,00%	
Panamax 76k	10 years	14	14	0,00%	
Panamax 74k	15 years	9,3	9	3,33%	
Ultramax 63k	Resale	28	28	0,00%	
Ultramax 61k	5 years	22,5	22,5	0,00%	
Supramax 58k	5 years	17	17	0,00%	
Supramax 56k	10 years	13,5	13,5	0,00%	
Supramax 52k	15 years	8	8	0,00%	
Handysize 38k	Resale	23,5	23,5	0,00%	
Handysize 37k	5 years	17	17	0,00%	
Handysize 32k	10 years	11	11	0,00%	
Handysize 28k	15 years	6	6	0,00%	

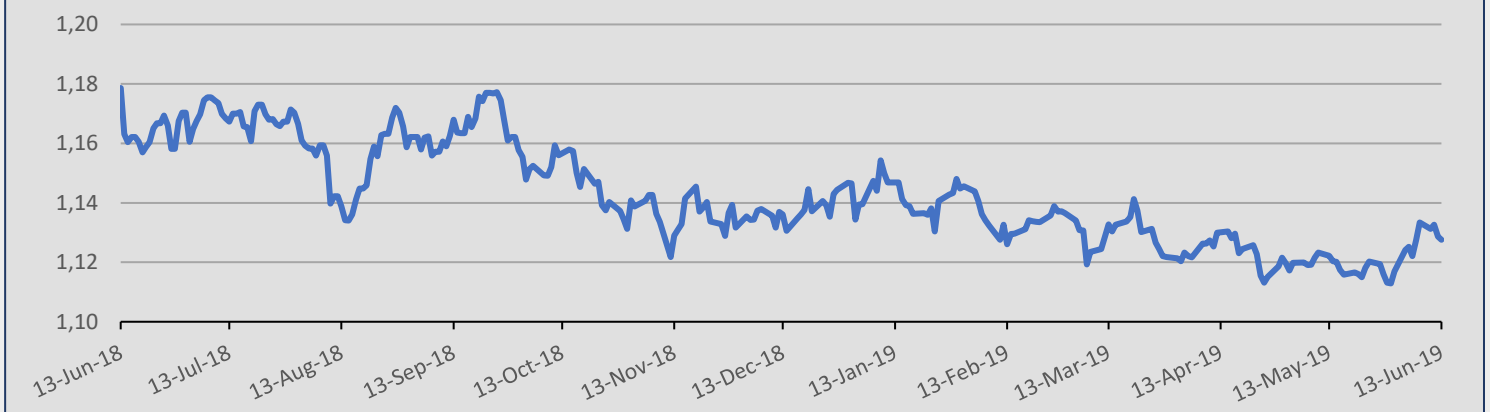
Tankers					
Size	Age	Week 24	Week 23	± %	
VLCC 310k	Resale	96	96	0,00%	
VLCC 310k	5 years	71	71	0,00%	
VLCC 300k	10 years	47,5	47,5	0,00%	
VLCC 300k	15 years	31	31	0,00%	
Suezmax 160k	Resale	66,5	66,5	0,00%	
Suezmax 160k	5 years	49	49	0,00%	
Suezmax 150k	10 years	32	32	0,00%	
Suezmax 150k	15 years	18,5	18,5	0,00%	
Aframax 110k	Resale	52	50	4,00%	
Aframax 110k	5 years	37	37	0,00%	
Aframax 105k	5 years	24	24	0,00%	
Aframax 105k	15 years	12,5	12,5	0,00%	
MR 52k	Resale	38,5	38,5	0,00%	
MR 51k	5 years	29	29	0,00%	
MR 47k	10 years	18	18	0,00%	
MR 45k	15 years	9,5	9,5	0,00%	



Currencies

Currency	13-Jun	6-Jun	± (%)
EUR / USD	1,1276	1,1276	0,00%
USD / JPY	108,38	108,40	-0,02%
USD / KRW	1.183,01	1.181,26	0,15%
NOK / USD	0,1152	0,1151	0,09%

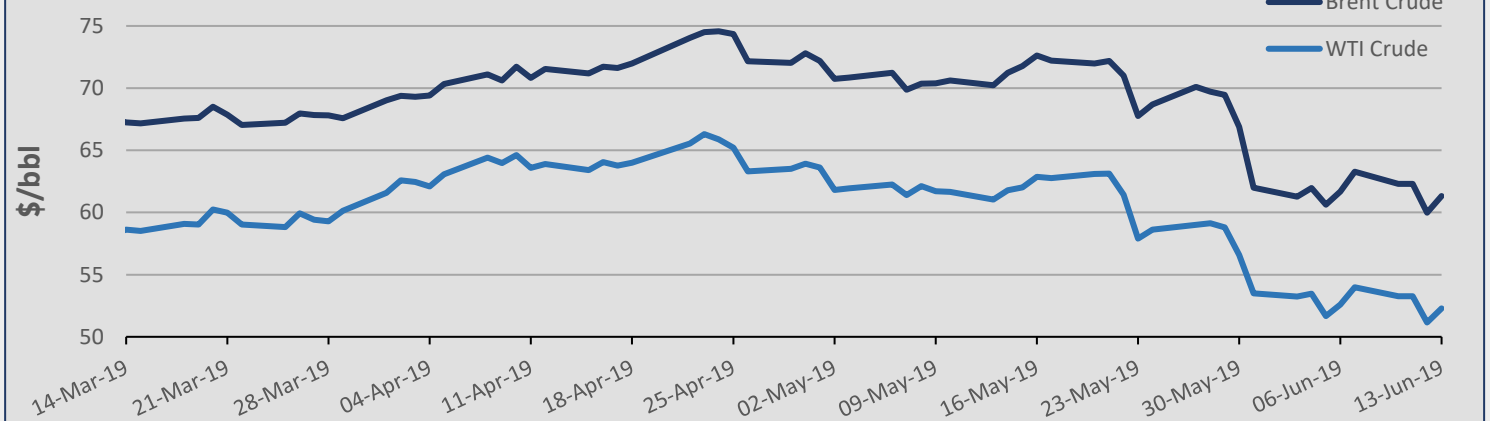
EUR / USD



Commodities

Commodity	13-Jun	6-Jun	± (%)
Brent Crude (BZ)	61,31	61,67	-0,58%
WTI Crude Oil (WTI)	52,28	52,59	-0,59%
Natural Gas (NG)	2,33	2,32	0,43%
Gold (GC)	1.343,70	1.342,70	0,07%
Copper	265,65	265,05	0,23%
Wheat (w)	535,50	510,00	5,00%

Oil Prices



Stock Prices – Shipping Companies

Company	Stock Exchange	13-Jun	6-Jun	± (%)
Diana Shipping Inc (DSX)	NYSE	2,96	3,01	-1,66%
DryShips Inc (DRYS)	NASDAQ	3,88	3,30	17,58%
Euroseas Ltd (ESEA)	NASDAQ	0,59	0,61	-3,28%
Eagle Bulk Shipping Inc (EGLE)	NASDAQ	4,82	4,72	2,12%
Navios Maritime Holdings Inc(NM)	NYSE	3,77	3,22	17,08%
Navios Maritime Partners LP (NMM)	NYSE	12,10	12,45	-2,81%
Star Bulk Carriers Corp (SBLK)	NASDAQ	8,04	8,20	-1,95%
Seenergy Maritime Holdings Corp (SHIP)	NASDAQ	0,66	0,95	-30,53%
Safe Bulkers Inc (SB)	NYSE	1,41	1,42	-0,70%
Golden Ocean Group Ltd(GOGL)	NASDAQ	4,73	4,64	1,94%

Stock Prices - Wet

Company	Stock Exchange	13-Jun	6-Jun	± (%)
Capital Product Partners LP (CPLP)	NASDAQ	10,39	10,18	2,06%
TOP Ships Inc (TOPS)	NASDAQ	0,52	0,48	8,33%
Tsakos Energy Navigation Ltd (TNP)	NYSE	3,19	3,11	2,57%

Stock Prices - Other

Company	Stock Exchange	13-Jun	6-Jun	± (%)
Danaos Corp (DAC)	NYSE	10,37	11,03	-5,98%
StealthGas Inc (GASS)	NASDAQ	3,28	3,38	-2,96%
Rio Tinto PLC (RIO)	NYSE	61,57	57,99	6,17%
Vale SA (VALE)	NYSE	13,43	12,53	7,18%
Archer-Daniels-Midland Co (ADM)	NYSE	41,01	39,71	3,27%
BHP Billiton (BHP)	NYSE	55,47	52,72	5,22%

ADVANCED SHIPPING & TRADING S.A.

Vouliagmenis Avenue 168, 1st Floor,

Glyfada 16674, Greece

Tel: +30 210 30 03 000

Fax: +30 210 30 01 305

E-mail: snp@advanced-ship.gr

E-mail: chartering@advanced-ship.gr

E-mail: finance@advanced-ship.gr

E-mail: research@advanced-ship.gr

Sale & Purchase Department:

Capt. Fountoglou Michalis Mob: +30 6947 70 07 18

Thermos Stavros Mob: +30 6944 24 20 20

Harrington James Mob: +44 7768 10 45 33

Papoutsis George Mob: +30 6951 00 51 65

Balpakakis Manolis Mob: +30 6955 47 77 72

Chrousalas Thanasis Mob: +30 6955 47 77 73

Landrakis Stelios Mob: +30 6955 47 77 74

Bilias Tasos Mob: +30 6955 47 77 71

Kontaratos Alkis Mob: +30 6949 19 11 79

Markoutsia Kanella Mob: +30 6959 99 85 10

Roussos Pantelis Mob: +30 6955 19 57 42

Mylona Irini Mob: +30 6951 97 60 02

Dry Cargo Chartering Department:

Bonatsos Mavra Mob: +30 6951 00 24 36

Benetos Kostas Mob: +30 6943 29 32 13

Pittas Iordanis Mob: +30 6944 05 27 46

Dienis Aggelos Mob: +30 6945 64 97 73

Filippis Dimitris Mob: +30 6977 98 47 32

Research Department:

Avdikos Alexandros Mob: +30 6979 49 91 78

Liadi Ioanna Mob: +30 6946 75 59 10

Liadi Artemis Mob: +30 6956 58 41 49

Operations Department:

Katsouli Fotini Mob: +30 6955 47 77 75

Chief Executive Consultant:

Capt. Galonis Dimitrios Mob: +30 6945 55 36 81

Accounting Department:

Stergiou Kostas Mob: +30 6942 09 73 10

Administration Department:

Chronopoulou Fenia Mob: +30 6932 34 94 50

"THINK BIG"

Legal Disclaimer

The information contained herein has been obtained by various sources. Although every effort has been made to ensure that this information is accurate, complete and up-to-date, *Advanced Shipping & Trading S.A.* does not accept any responsibility whatsoever for any loss or damage occasioned or claimed, upon reliance on the information, opinions and analysis contained in this report.

Research compiled by: *Advanced Shipping & Trading S.A. Market Research* on behalf of the Sale & Purchase, Dry Cargo Chartering and Tanker Chartering Departments. For any questions, please contact: research@advanced-ship.gr