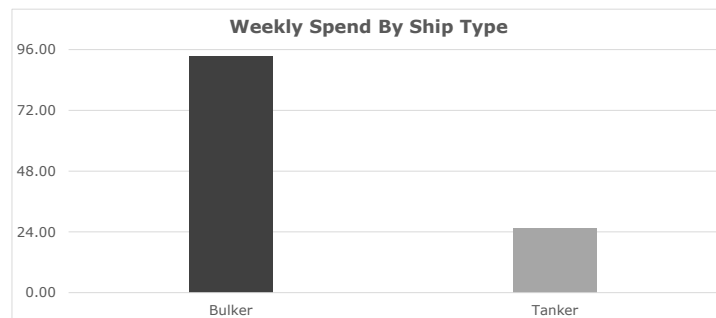
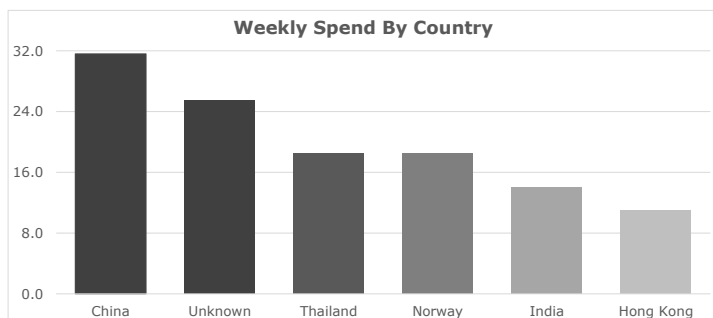


BLUE REPORT

Thursday 18 April 2019

S&P SUMMARY



SALES

DRY

Name	Type	DWT	Yard	Built	USD mill	Comments	VV	Buyer	Seller
Shinyo Challenger	Capesize	184,900	Mitsui Ichihara	2002	12		10.2	Chinese	Shinyo International
Shinyo Endeavour	Capesize	170,600	Sasebo	2002	11		10.9	Seacon Ships Management	Shinyo International
Alam Pintar	Kamsarmax	87,100	IHI	2005	9.1		10.6	Chinese	Malaysian Bulk Carriers
Erato	Panamax	74,400	Hudong	2004	7		7.2	Undisclosed	Diana Shipping
Western Santos	Ultramax	63,500	Jiangsu Hantong	2014	18.5	SS Freshly Passed	16.8	Thoresen	Nisshin Shipping
Star Anna	Ultramax	63,000	Jiangsu New Hantong	2015	18.5	On Subs	17.3	Norwegian	Star Bulk Carriers
Nautical Amethyst	Supramax	56,900	Jiangsu Hantong	2011	10.5	DD Due	11.5	Chinese	Nautical Bulk Holdings
Navios Mercator	Supramax	53,500	Iwagi Zosen	2002	7		7.2	Undisclosed	Navios Maritime Holdings

WET

Name	Type	DWT	Yard	Built	USD mill	Comments	VV	Buyer	Seller
Maran Capella	Suezmax	159,700	Daewoo	1998	11.5	For Storage	10.2	Undisclosed	Maran Tankers
SCF Altai	Suezmax	159,200	Hyundai HI	2001	14	BWTS Fitted	12.1	Indian	Sovcomflot

BLUE REPORT

NEWBUILDINGS

DRY

Name	Type	DWT	Yard	Built	USD mill	Comments	VV	Buyer
2	Panamax	81,600	Oshima	2022	33.11		30.0	Taiwan Navigation

PERIOD

DRY

Name	Type	DWT	Yard	Built	Rate \$/day	Comments	Charterer	Period
Betty K	Kamsarmax	81,800	Jiangsu New YZJ	2019	11,000		Undisclosed	2 Years
Psarros D	Kamsarmax	81,800	Jiangsu New YZJ	2019	11,000		Undisclosed	2 Years
SSI Dignity	Kamsarmax	81,200	Jinling Jiangsu	2014	11,250		Hudson Shipping Lines	1 Year

WET

Name	Type	DWT	Yard	Built	Rate \$/day	Comments	Charterer	Period
Triathlon	Suezmax	164,400	Hyundai Samho	2002	20,000		BP	1 Year
Targale	MR2	52,600	3 Maj Brodogradiliste	2007	15,350		Clearlake	1 Year
High Performance	MR2	51,300	STX Offshore	2005	14,100		PMI Comercio Internacional	1 Year
Arctic Bay	MR2	50,900	STX Offshore	2006	14,550		Clearlake	21 Months
Arctic Blizzard	MR2	50,900	STX Offshore	2006	14,600		Clearlake	2 Years
Miss Mariarosaria	MR2	50,900	STX Offshore	2011	undisc		PMI Comercio Internacional	9 Months
Valle Azzurra	MR2	50,600	SPP	2007	14,100		PMI Comercio Internacional	1 Year
Valverde	MR2	50,600	SPP	2008	14,100		PMI Comercio Internacional	1 Year
Valrossa	MR2	50,600	SPP	2008	14,100		PMI Comercio Internacional	1 Year
Kriti Amber	MR2	50,400	SLS	2005	13,000		ST Shipping	1 Year
Horizon Aphrodite	MR2	50,300	SPP	2008	14,000		PMI Comercio Internacional	6 Months
Jag Punit	MR2	49,700	STX Offshore	2016	15,750		Koch Logistics	9 Months

CONTAINER

Name	Type	TEU	Yard	Built	Rate \$/day	Comments	Charterer	Period
Pamina	Panamax	5,042	Hyundai HI	2005	8,800		HMM	6 Months
Munk Strait	Sub Panamax	2,702	Fosen Nordseewerke	2004	9,000		Yang Ming Marine Transport	6 Months
Lantau Arrow	Handysize	1,260	Hanjin HI	2001	8,500		OOCL	6 Months

INDICES

CHARTERING

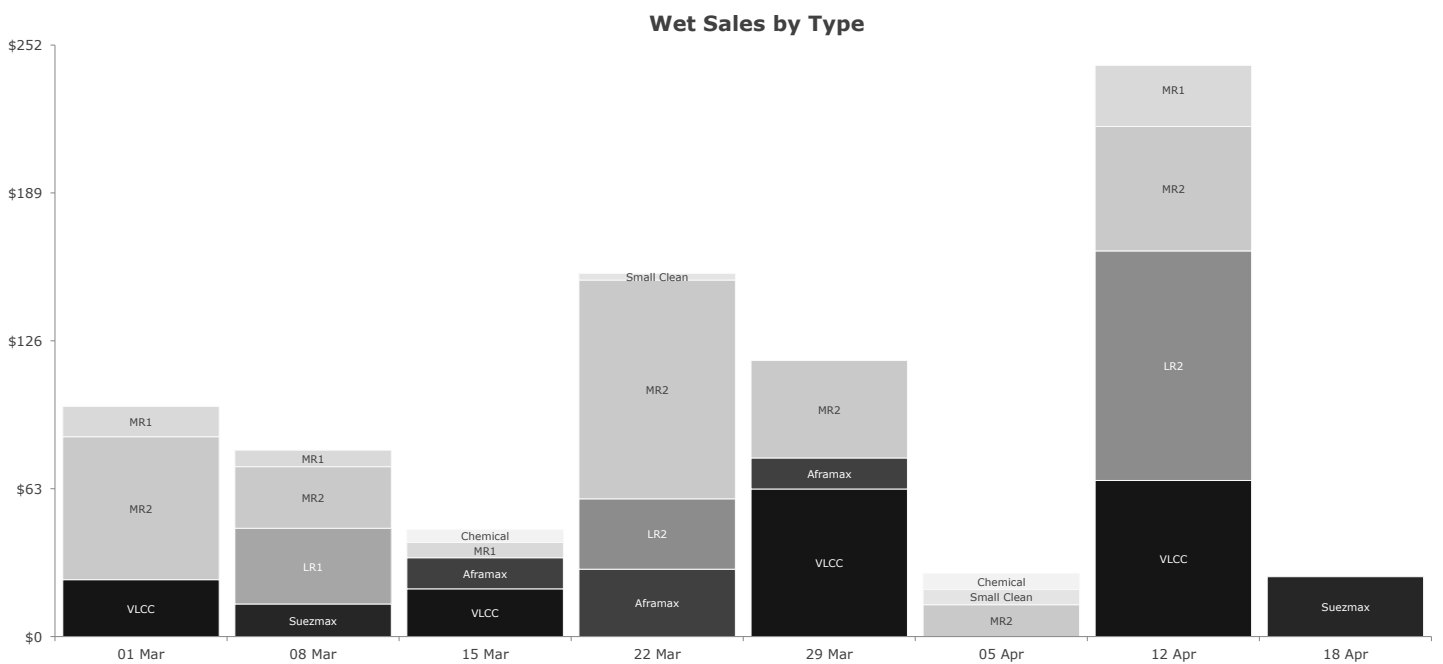
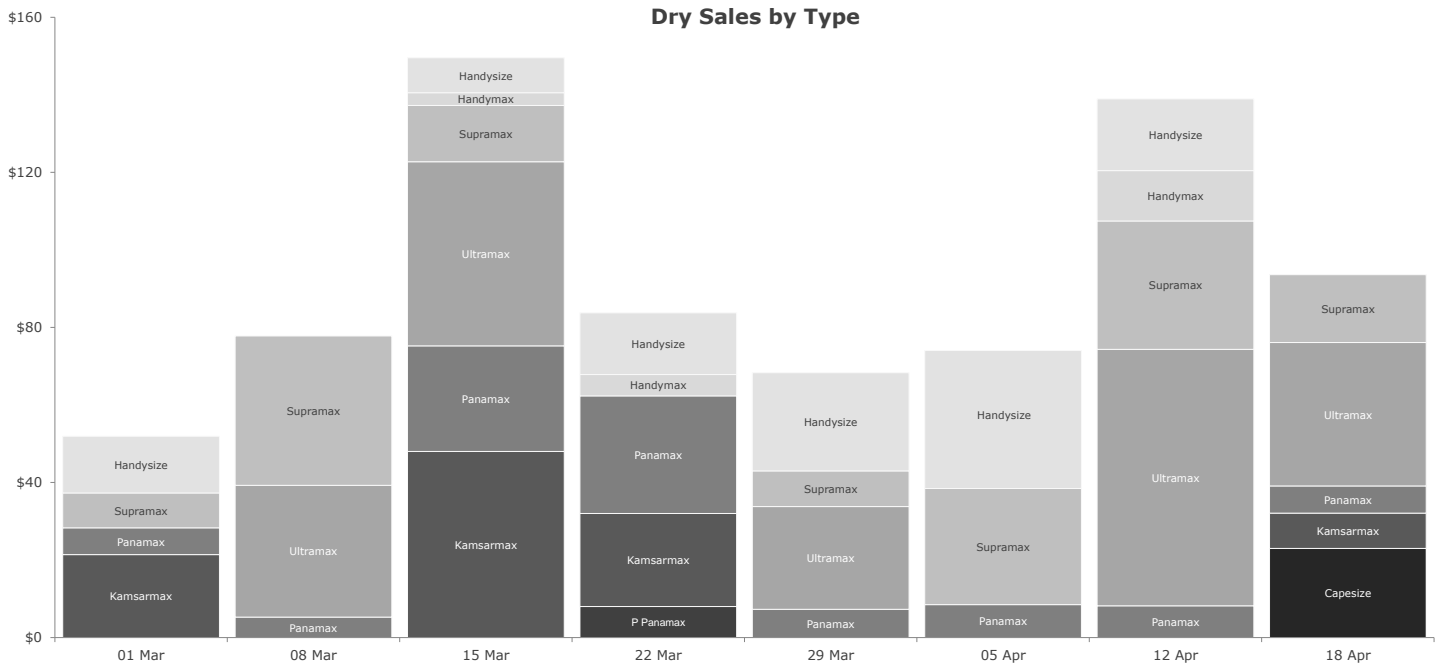
Baltic Dry	17/04/2019	11/04/2019	Up	Down	5 Year High	Date	5 Year Low	Date
Index	767	728	39		1,756	02/08/18	290	11/02/16
Capesize \$	6,209	5,775	434		27,999	07/12/17	485	17/03/16
Panamax \$	9,172	8,557	615		14,327	18/10/18	2,314	04/02/16
Supramax \$	8,122	8,004	118		13,138	11/10/18	2,554	11/02/16
Handysize \$	5,914	6,078		164	10,085	26/10/17	2,704	11/02/16

Baltic Wet	17/04/2019	11/04/2019	Up	Down	5 Year High	Date	5 Year Low	Date
Dirty Index	652	634	18		1,258	20/12/18	497	11/08/16
Clean Index	584	592		8	917	13/12/18	350	06/10/16

VesselsValue Indices	17/04/2019	11/04/2019	Up	Down
Bulker \$/dwt	198.25	198.59		0.3
Container \$/teu	5040.00	5036.00	4.0	
Tanker \$/dwt	283.99	284.35		0.4
LPG \$/cbm	584.19	584.62		0.4

BLUE REPORT

S&P TRENDS



BLUE REPORT

CURRENCIES & COMMODITIES

USD	GBP	EUR	JPY	KOR	RMB
18/04/2019	1.30	1.13	111.92	1136.86	6.70
5 YR HIGH	1.72 - 02/07/14	1.39 - 07/05/14	125.63 - 08/06/15	1243.52 - 26/02/16	6.97 - 05/12/16
5 YR LOW	1.18 - 07/10/16	1.03 - 20/12/16	99.94 - 21/08/16	1009.08 - 06/07/14	6.1 - 17/11/14

	18/04/2019	12/04/2019	Up	Down	5 Year High	Date	5 Year Low	Date
Light Crude	63.64	63.8		0.16	113.38	01/06/2014	27.12	12/02/2016
Gold	1,274.60	1,295.40		20.8	1,364.90	06/09/2016	1,054.18	01/12/2015
Corn	366.75	368.5		1.75	508.15	21/04/2014	331	19/08/2016
Demo \$/t (tanker)	470	465	5		520	04/06/2014	245	26/02/2016
Demo \$/t (bulker)	460	455	5		520	21/05/2014	230	26/02/2016
FTSE 100	7,465.75	7,418.50	47.25		7,774	18/05/2018	5,537	11/02/2016
Dow Jones	26,449.54	26,143.10	306.44		26,657	21/09/2018	15,974	12/02/2016
Nikkei 225	22,090.12	21,870.56	219.56		23,870	19/01/2018	14,096	11/05/2014
SSEC, China	3,250.20	3,188.63	61.57		5,166	12/06/2015	2,026	15/06/2014

SEASURE SHIPBROKING
 +44 (0) 203 327 9750
 seasure@seasure.co.uk
 www.seasure.co.uk

VESSELSVALUE LTD
 +44 (0) 20 3026 5555

Richard Rivlin
 Direct +44 (0) 203 327 9751

Tom Evans
 Direct +44 (0) 203 327 9753

Matthew Freeman
 Direct +44 (0) 203 327 9752

Giacomo Cambiaso
 Direct +44 (0) 203 327 9756

Hongbeom Park
 Direct +82 (0)10 4126 6442

This report is written in good faith but VesselsValue Ltd and Seasure Shipbroking Ltd and its directors and employees do not accept responsibility for any errors or omissions arising from this report and cannot be held responsible for any action, or losses incurred, as a result of this report. If the addressee intends to act on this report they should satisfy themselves as to the correctness of the information given. All information contained in this report relates solely to our opinions and interpretations but no assurance can be given as to their accuracy and reliability.