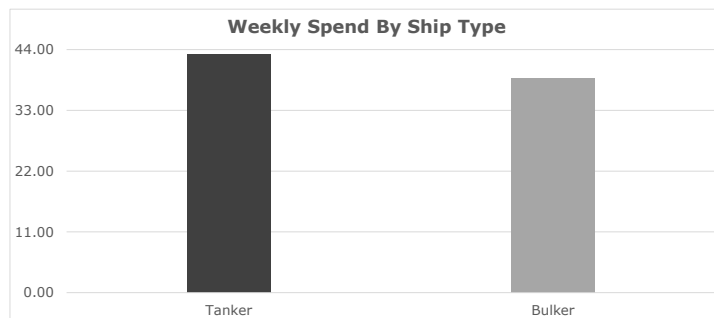
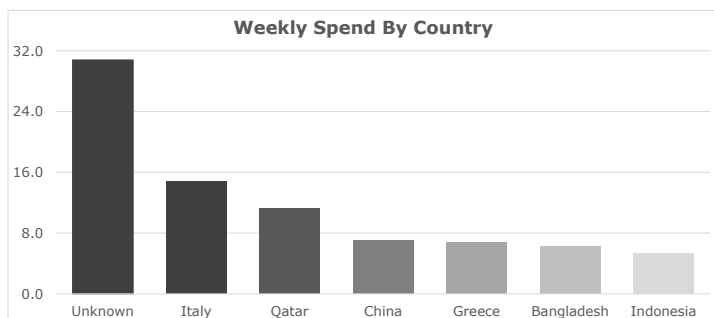


BLUE REPORT

Friday 22 February 2019

S&P SUMMARY



SALES

DRY

Name	Type	DWT	Yard	Built	USD mill	Comments	VV	Buyer	Seller
Glovis Donghae	Post Panamax	97,000	Oshima	2004	11.2	Coal Carrier	9.2	Aswan Trading & Contracting	Glovis
Dione	Panamax	75,200	Hyundai Samho	2001	7.2		6.6	Undisclosed	Diana Shipping
Danae	Panamax	75,100	Hyundai Samho	2001	7.2		6.7	Undisclosed	Diana Shipping
Star Kappa	Supramax	52,100	Sanoyas	2001	6.3	DD Due	8.1	Bangladeshi	Star Bulk Carriers
Navios Meridian	Supramax	50,300	Mitsui	2002	7		7.5	Chinese	Navios Maritime Holdings

WET

Name	Type	DWT	Yard	Built	USD mill	Comments	VV	Buyer	Seller
GenMar Compatriot	LR1	72,700	Dalian Shipyard	2004	6.75	SS/DD Due	10.1	Greek	Euronav
High Strength	MR2	46,600	Naikai Setoda	2009	16.4		15.8	Undisclosed	DM Shipping
Lavela	MR1	40,100	SLS	2010	14.8		16.6	Socomar SRL	Unicorn Shipping
Sunny Poseidon	Chemical	6,100	Shin Kurushima	2003	5.3		5.3	Indonesian	Asahi Tanker Co

BLUE REPORT

NEWBUILDINGS

No newbuildings to report this week

PERIOD

DRY

Name	Type	DWT	Yard	Built	Rate \$/day	Comments	Charterer	Period
Dong A Oknos	Capesize	179,300	Hyundai HI	2010	11,000		Jaldhi	9 Months
Zampa Blue	Capesize	178,500	Mitsui Ichihara	2011	13,100		Polaris Shipping	1 Year
Crystallia	Panamax	77,500	Shanghai Jiangnan	2014	10,500		Glencore International	15 Months
Fanoula	Supramax	56,600	IHI	2008	10,500		Undisclosed	6 Months

WET

Name	Type	DWT	Yard	Built	Rate \$/day	Comments	Charterer	Period
Front Loki	Suezmax	156,000	Jiangsu Rongsheng	2010	23,500		Repsol	1 Year
Alpine Persefone	LR1	74,500	Sungdong	2008	13,500		Navig8	1 Year
Alpine Penelope	LR1	74,400	Sungdong	2008	14,500	Inc Options	Vitol	1 Year
Archangelos Gabriel	LR1	72,300	Hudong	2005	14,000		Trafigura Beheer BV	9 Months
Nord Vantage	MR2	50,600	Hyundai Vinashin	2018	16,000		Union Maritime	1 Year
Centennial Misumi	MR2	47,200	Onomichi Dockyard	2008	13,250		Phillips 66	1 Year

CONTAINER

Name	Type	TEU	Yard	Built	Rate \$/day	Comments	Charterer	Period
Seamax Darien	Post Panamax	8,063	Samsung	2003	19,300		MSC	1 Year
Fred	Sub Panamax	2,742	Wadan Yards MTW	2007	8,500		Wan Hai Lines	6 Months
Miami Trader	Sub Panamax	2,460	Fosen Nordseewerke	2002	8,500		Maersk Line Ltd	6 Months
Okee Alba	Handysize	1,740	Guangzhou Wenchong	2002	7,100		OOCL	6 Months
AS Sophia	Handysize	1,713	CSBC Kaohsiung	2007	7,350		Maersk Line Ltd	6 Months
Manolis P	Handysize	1,452	Kvaerner Werft	1995	6,800		MSC	1 Year
AS Floretta	Handysize	1,284	Zhejiang Ouhua	2007	8,650		CMA CGM	6 Months

INDICES

CHARTERING

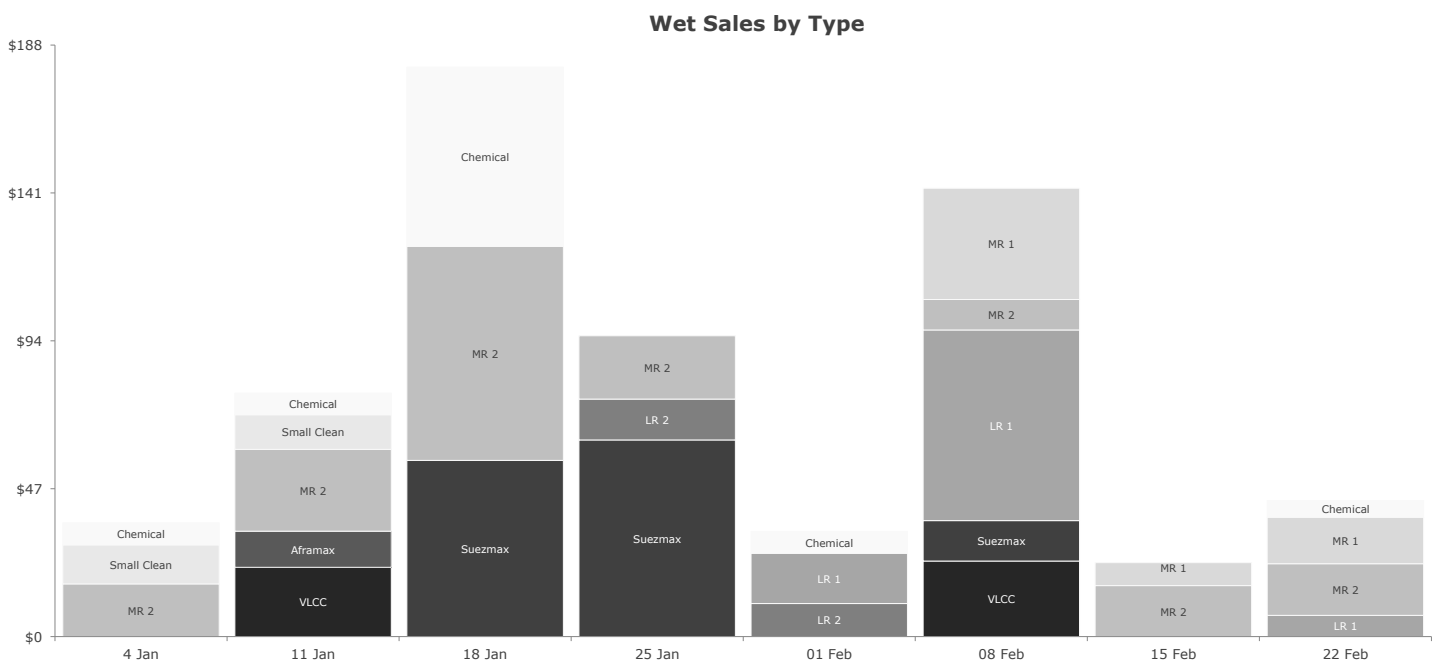
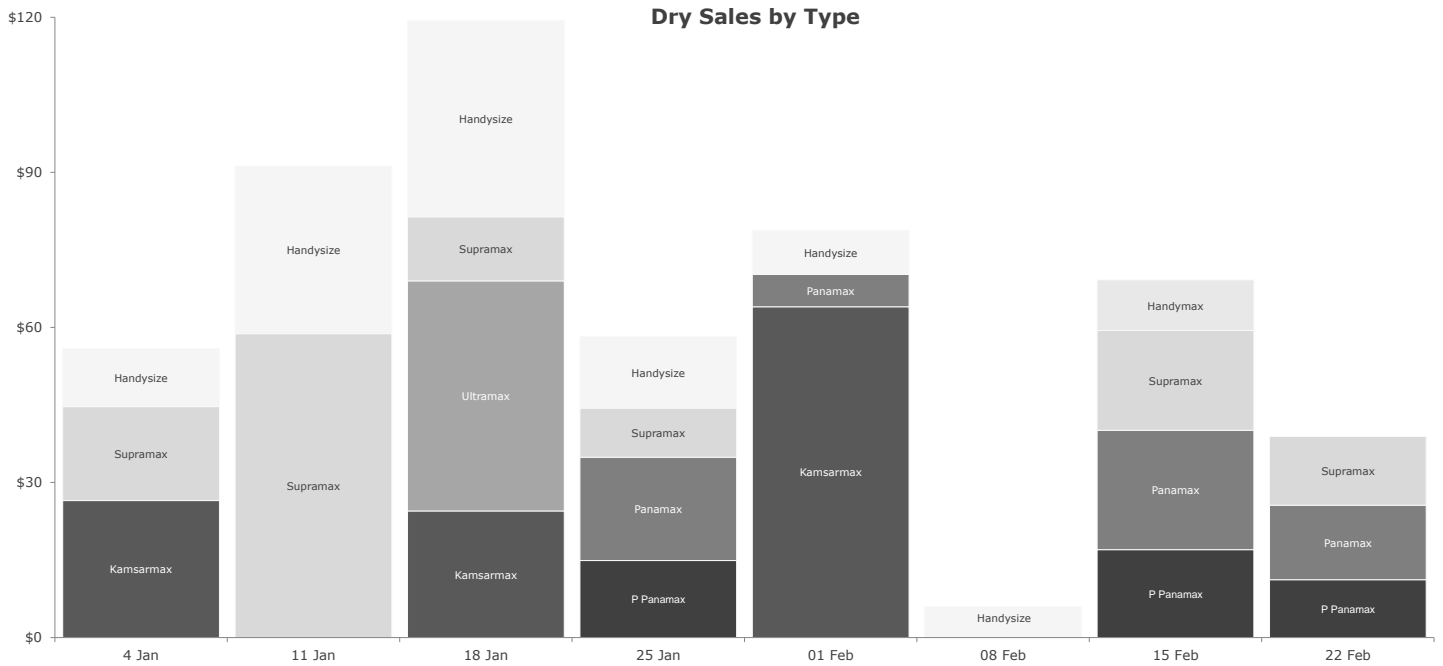
Baltic Dry	21/02/2019	14/02/2019	Up	Down	5 Year High	Date	5 Year Low	Date
Index	630	628	2		1,756	02/08/18	290	11/02/16
Capesize \$	5,988	7,342		1,354	27,999	07/12/17	485	17/03/16
Panamax \$	5,296	4,988	308		14,327	18/10/18	2,314	04/02/16
Supramax \$	5,086	5,086			13,138	11/10/18	2,554	11/02/16
Handysize \$	5,110	4,486	624		10,085	26/10/17	2,704	11/02/16

Baltic Wet	21/02/2019	14/02/2019	Up	Down	5 Year High	Date	5 Year Low	Date
Dirty Index	828	806	22		1,258	20/12/18	497	11/08/16
Clean Index	594	613		19	917	13/12/18	350	06/10/16

Vessels Value Indices	21/02/2019	14/02/2019	Up	Down
Bulker \$/dwt	209.39	213.54		4.2
Container \$/teu	4767.00	4676.00	91.0	
Tanker \$/dwt	284.04	284.90		0.9
LPG \$/cbm	591.40	593.30		1.9

BLUE REPORT

S&P TRENDS



BLUE REPORT

CURRENCIES & COMMODITIES

USD	GBP	EUR	JPY	KOR	RMB
22/02/2019	1.30	1.14	110.73	1124.05	6.72
5 YR HIGH	1.72 - 02/07/14	1.39 - 18/03/14	125.63 - 08/06/15	1243.52 - 26/02/16	6.97 - 05/12/16
5 YR LOW	1.18 - 07/10/16	1.03 - 20/12/16	99.94 - 21/08/16	1009.08 - 06/07/14	6.09 - 23/02/14

	22/02/2019	15/02/2019	Up	Down	5 Year High	Date	5 Year Low	Date
Light Crude	56.84	54.52	2.32		113.38	01/06/2014	27.12	12/02/2016
Gold	1,330.00	1,318.30	11.7		1,364.90	06/09/2016	1,054.18	01/12/2015
Corn	385.75	383.75	2		508.15	21/04/2014	331	19/08/2016
Demo \$/t (tanker)	445	445			520	04/06/2014	245	26/02/2016
Demo \$/t (bulker)	430	430			520	21/05/2014	230	26/02/2016
FTSE 100	7,179.79	7,194.41		14.62	7,774	18/05/2018	5,537	11/02/2016
Dow Jones	25,850.63	25,439.39	411.24		26,657	21/09/2018	15,974	12/02/2016
Nikkei 225	21,425.51	20,900.63	524.88		23,870	19/01/2018	13,960	06/04/2014
SSEC, China	2,804.23	2,682.39	121.84		5,166	12/06/2015	2,004	09/03/2014

SEASURE SHIPBROKING
 +44 (0) 203 327 9750
 seasure@seasure.co.uk
 www.seasure.co.uk

VESSELSVALUE LTD
 +44 (0) 20 3026 5555

Richard Rivlin
 Direct +44 (0) 203 327 9751

Tom Evans
 Direct +44 (0) 203 327 9753

Matthew Freeman
 Direct +44 (0) 203 327 9752

Giacomo Cambiaso
 Direct +44 (0) 203 327 9756

Hongbeom Park
 Direct +82 (0)10 4126 6442

This report is written in good faith but VesselsValue Ltd and Seasure Shipbroking Ltd and its directors and employees do not accept responsibility for any errors or omissions arising from this report and cannot be held responsible for any action, or losses incurred, as a result of this report. If the addressee intends to act on this report they should satisfy themselves as to the correctness of the information given. All information contained in this report relates solely to our opinions and interpretations but no assurance can be given as to their accuracy and reliability.