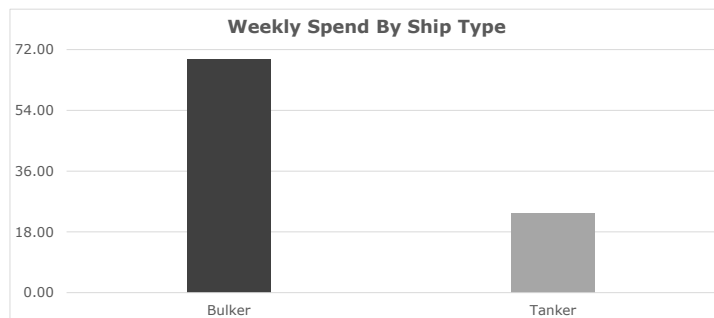
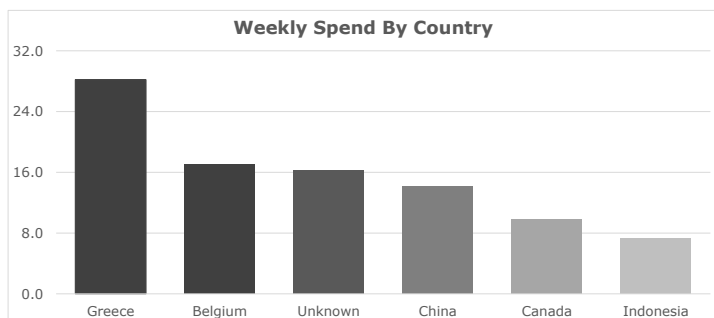


BLUE REPORT

Friday 15 February 2019

S&P SUMMARY



SALES

DRY

Name	Type	DWT	Yard	Built	USD mill	Comments	VV	Buyer	Seller
Tender Salute	Post Panamax	95,700	Imabari	2011	17		19.5	Cobelfret	Misuga Kaiun
Medi Baltimore	Panamax	76,500	Tsuneishi Zosen	2005	8.4		10.5	Undisclosed	D'Amico Dry Ltd
Medi Cagliari	Panamax	75,700	Sanoyas	2004	7.9	DD Due	9.7	Undisclosed	D'Amico Dry Ltd
Pontonikis	Panamax	74,400	Daewoo	2002	6.8		7.7	Chinese	Ocean Freighters
Alster Bay	Supramax	55,400	Kawasaki	2008	12		12.5	Diligent Holdings	Mitsui Soko
Saubaagya 5	Supramax	53,500	Iwagi Zosen	2002	7.3		8.4	Chinese	Sarvalokaa Ventures Ltd
Paradise Bay	Handymax	46,200	Oshima	2003	9.8	Conv. to self disc.	7.7	CSL Group	Pioneer Marine

WET

Name	Type	DWT	Yard	Built	USD mill	Comments	VV	Buyer	Seller
Queen Express	MR2	46,000	Shin Kurushima	2009	16.2		15.4	Cape Shipping SA	Fuyo Kaiun
Axelotl	MR1	37,300	Hyundai Mipo	2004	7.3	SS/DD Due	8.5	Indonesian	Product Shipping and Trading

BLUE REPORT

NEWBUILDINGS

No newbuildings to report this week

PERIOD

DRY

Name	Type	DWT	Yard	Built	Rate \$/day	Comments	Charterer	Period
Dong A Astrea	Capesize	179,300	Hyundai HI	2010	10,750		Phaeton Shipping SA	1 Year
Alan	Kamsarmax	81,700	Longxue	2012	11,500		Norden	6 Months
Maera	Panamax	75,400	Shanghai Jiangnan	2013	9,100		Glencore International	15 Months
Cerafina	Panamax	74,800	Hudong	2005	10,750		Phaeton Shipping SA	1 Year
Rosalia D Amato	Panamax	74,700	Hudong	2001	8,500		Phaeton Shipping SA	9 Months

WET

Name	Type	DWT	Yard	Built	Rate \$/day	Comments	Charterer	Period
RS Aurora	Suezmax	159,800	SWS	2018	20,000	Inc Options	Navig8	1 Year

INDICES

CHARTERING

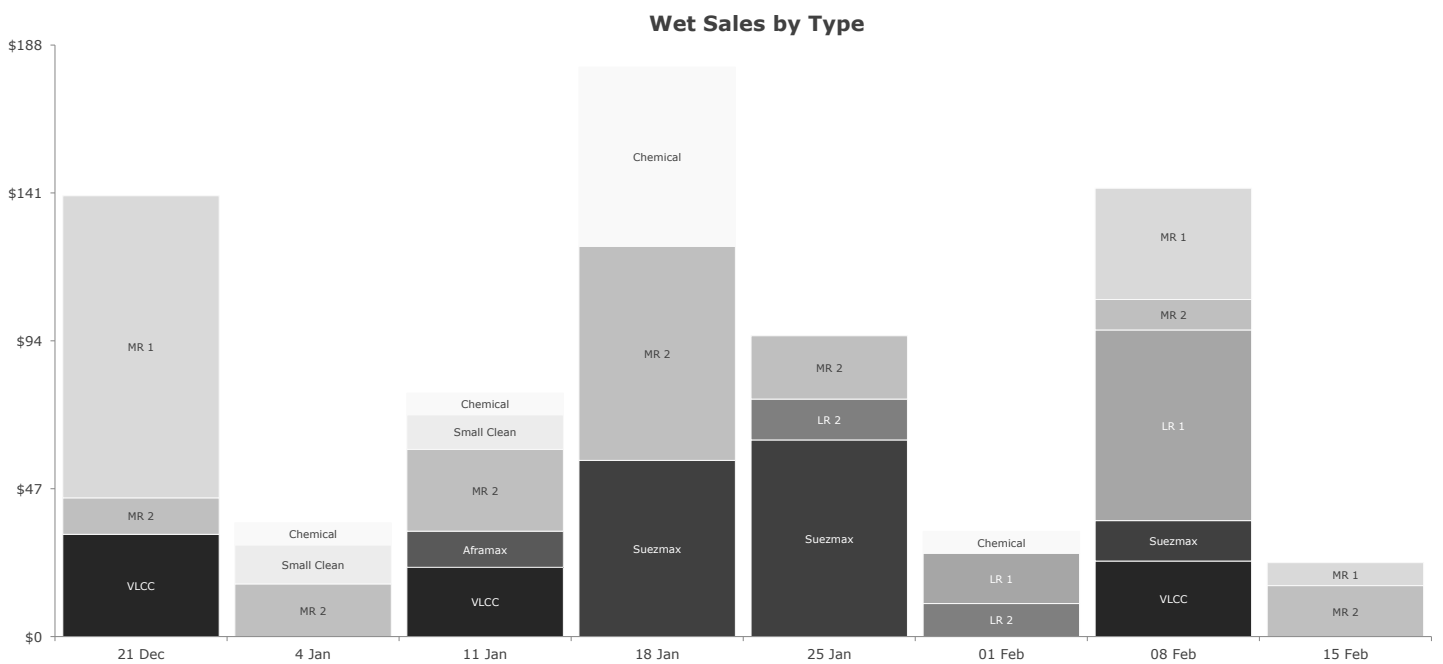
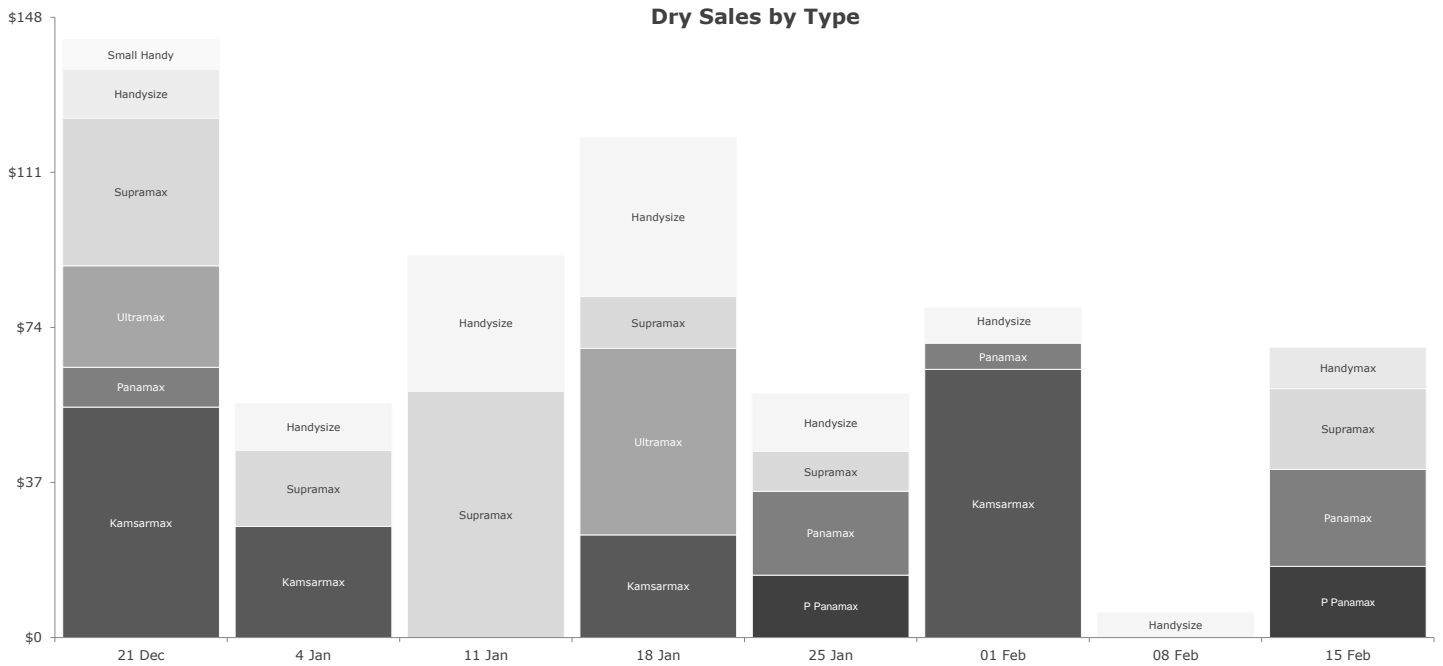
Baltic Dry	14/02/2019	07/02/2019	Up	Down	5 Year High	Date	5 Year Low	Date
Index	628	610	18		1,756	02/08/18	290	11/02/16
Capesize \$	7,342	8,230		888	27,999	07/12/17	485	17/03/16
Panamax \$	4,988	4,506	482		14,327	18/10/18	2,314	04/02/16
Supramax \$	5,086	5,086			13,138	11/10/18	2,554	11/02/16
Handysize \$	4,486	4,198	288		10,085	26/10/17	2,704	11/02/16

Baltic Wet	14/02/2019	07/02/2019	Up	Down	5 Year High	Date	5 Year Low	Date
Dirty Index	806	797	9		1,258	20/12/18	497	11/08/16
Clean Index	613	629		16	917	13/12/18	350	06/10/16

VesselsValue Indices	14/02/2019	07/02/2019	Up	Down
Bulker \$/dwt	213.54	214.47		0.9
Container \$/teu	4676.00	4686.00		10.0
Tanker \$/dwt	284.90	285.70		0.8
LPG \$/cbm	593.30	593.95		0.7

BLUE REPORT

S&P TRENDS



BLUE REPORT

CURRENCIES & COMMODITIES

USD	GBP	EUR	JPY	KOR	RMB
15/02/2019	1.28	1.13	110.29	1129.61	6.78
5 YR HIGH	1.72 - 02/07/14	1.39 - 18/03/14	125.63 - 08/06/15	1243.52 - 26/02/16	6.97 - 05/12/16
5 YR LOW	1.18 - 07/10/16	1.03 - 20/12/16	99.94 - 21/08/16	1009.08 - 06/07/14	6.07 - 15/02/14

	15/02/2019	08/02/2019	Up	Down	5 Year High	Date	5 Year Low	Date
Light Crude	54.52	52.29	2.23		113.38	01/06/2014	27.12	12/02/2016
Gold	1,318.30	1,313.20	5.1		1,364.90	06/09/2016	1,054.18	01/12/2015
Corn	383.75	377.75	6		508.15	21/04/2014	331	19/08/2016
Demo \$/t (tanker)	445	445			520	04/06/2014	245	26/02/2016
Demo \$/t (bulker)	430	430			520	21/05/2014	230	26/02/2016
FTSE 100	7,194.41	7,112.25	82.16		7,774	18/05/2018	5,537	11/02/2016
Dow Jones	25,439.39	25,169.53	269.86		26,657	21/09/2018	15,974	12/02/2016
Nikkei 225	20,900.63	20,333.17	567.46		23,870	19/01/2018	13,960	06/04/2014
SSEC, China	2,682.39	2,618.23	64.16		5,166	12/06/2015	2,004	09/03/2014

SEASURE SHIPBROKING
 +44 (0) 203 327 9750
 seasure@seasure.co.uk
 www.seasure.co.uk

VESSELSVALUE LTD
 +44 (0) 20 3026 5555

Richard Rivlin
 Direct +44 (0) 203 327 9751

Tom Evans
 Direct +44 (0) 203 327 9753

Matthew Freeman
 Direct +44 (0) 203 327 9752

Giacomo Cambiaso
 Direct +44 (0) 203 327 9756

Hongbeom Park
 Direct +82 (0)10 4126 6442

This report is written in good faith but VesselsValue Ltd and Seasure Shipbroking Ltd and its directors and employees do not accept responsibility for any errors or omissions arising from this report and cannot be held responsible for any action, or losses incurred, as a result of this report. If the addressee intends to act on this report they should satisfy themselves as to the correctness of the information given. All information contained in this report relates solely to our opinions and interpretations but no assurance can be given as to their accuracy and reliability.