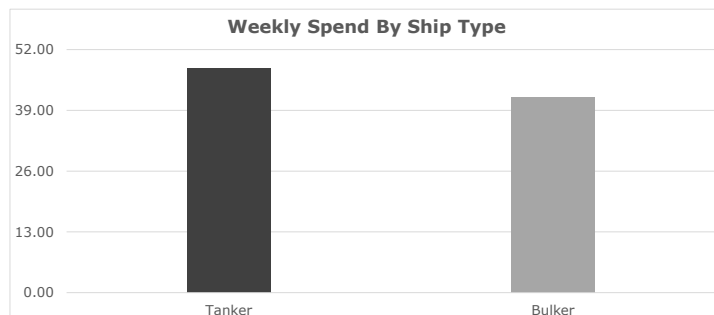
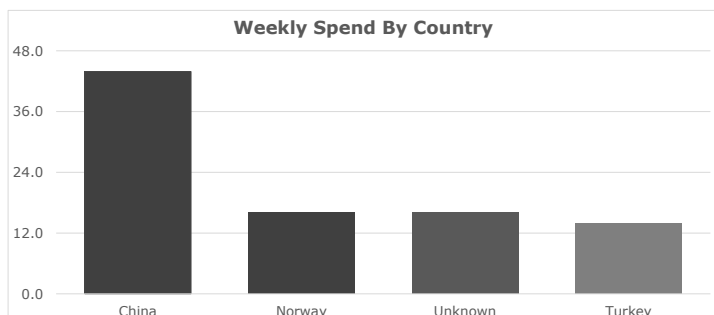


# BLUE REPORT

**Friday 14 December 2018**

## S&P SUMMARY



## SALES

### DRY

Name	Type	DWT	Yard	Built	USD mill	Comments	VV	Buyer	Seller
Seatribe	Kamsarmax	81,800	Daewoo	2012	21		20.5	Minsheng Financial Leasing	Thenamaris
Jin Quan	Supramax	51,100	Oshima	2002	6.9	DD Due	7.8	Chinese	Jinhui Shipping and Transportation
Coral Ocean	Handysize	31,900	Hakodate Dock	2012	14	Old Sale	13.5	Canbaz Shipping	Daiichi Chuo

### WET

Name	Type	DWT	Yard	Built	USD mill	Comments	VV	Buyer	Seller
Morning Haruka	MR2	47,400	Onomichi Dockyard	2005	10.5		9.9	Undisclosed	Nakata Mac Corp
Ayesha	MR2	47,100	Hyundai Mipo	2008	16		15.1	Norwegian	Product Shipping and Trading
Maersk Mizushima	MR2	46,000	Shin Kurushima	2009	16		14.4	Chinese	Dae Ah Shipping
Nordic Ruth	MR1	35,800	Daedong	2000	5.5		5.0	Undisclosed	Nordic Shipholding

# BLUE REPORT

## NEWBUILDINGS

### DRY

Units	Type	DWT	Yard	Delivery	USD mill	Comments	VV	Buyer
2+2	Newcastlemax	210,000	New Times	2020-21	54	Scrubber fitted	52.6	Polaris
3+2	Newcastlemax	210,000	New Times	2020-21	54	Scrubber fitted	52.6	H Line
2	Newcastlemax	210,000	New Times	2020-21	54	Scrubber fitted	52.6	Pan Ocean
4	Capesize	180,000	Qingdao Beihai	2020-21	54		47.8	CSIC leasing

### WET

Units	Type	DWT	Yard	Delivery	USD mill	Comments	VV	Buyer
2	Aframax	113,000	Hanjin Subic	2020	47		46.5	Unisea

### GAS

Units	Type	CBM	Yard	Delivery	USD mill	Comments	VV	Buyer
3	Large LNG	174,000	Hyundai Samho	2021	185		183.7	NYK
2	Large LNG	174,000	Hyundai HI	2021	180		183.7	TMS Cardiff Gas

## PERIOD

### DRY

Name	Type	DWT	Yard	Built	Rate \$/day	Comments	Charterer	Period
Navios Joy	Capesize	181,400	Koyo Dock	2013	18,000		SwissMarine Inc	1 Year
George P	Kamsarmax	81,600	Longxue	2012	13,000		Undisclosed	6 Months
Geneva Queen	Kamsarmax	81,400	Sungdong	2012	12,750		Transcenden Global	6 Months
Ismene	Panamax	77,900	Shanghai Jiangnan	2013	12,125		Koch Logistics	14 Months
Pacific Merit	Ultramax	63,400	Chengxi Shipyard	2018	18,000		Meadway Shipping	6 Months

### WET

Name	Type	DWT	Yard	Built	Rate \$/day	Comments	Charterer	Period
Zenovia Lady	LR2	112,100	Sungdong	2009	16,000		Vitol	9 Months
FS Endeavor	LR2	109,000	Namura	2012	14,500		Shell Trading and Shipping Co	6 Months
Megalonissos	LR2	106,200	Hyundai HI	2004	17,250		CCI	1 Year
Densa Crocodile	LR2	105,500	Hyundai HI	2015	18,750		Navig8	1 Year
Velebit	MR2	52,600	3 Maj Brodogradiliste	2011	15,500	Inc Options	Motiva	2 Years
Kriti Emerald	MR2	50,400	SLS	2005	13,000		ST Shipping	9 Months
High Leader	MR2	50,000	JMU	2018	14,600		Equinor	6 Months
Songa Fortune	MR2	49,700	Brodotrogir	2015	15,800		Stena Bulk	1 Year
Songa Pride	MR2	49,700	Brodotrogir	2016	15,800		Stena Bulk	1 Year

### CONTAINER

Name	Type	TEU	Yard	Built	Rate \$/day	Comments	Charterer	Period
UASC Bubiyan	Post Panamax	6,882	Hanjin Subic	2015	25,910		CMA CGM	5 Years
UASC Yas	Post Panamax	6,882	Hanjin Subic	2015	25,910		CMA CGM	5 Years

## INDICES

### CHARTERING

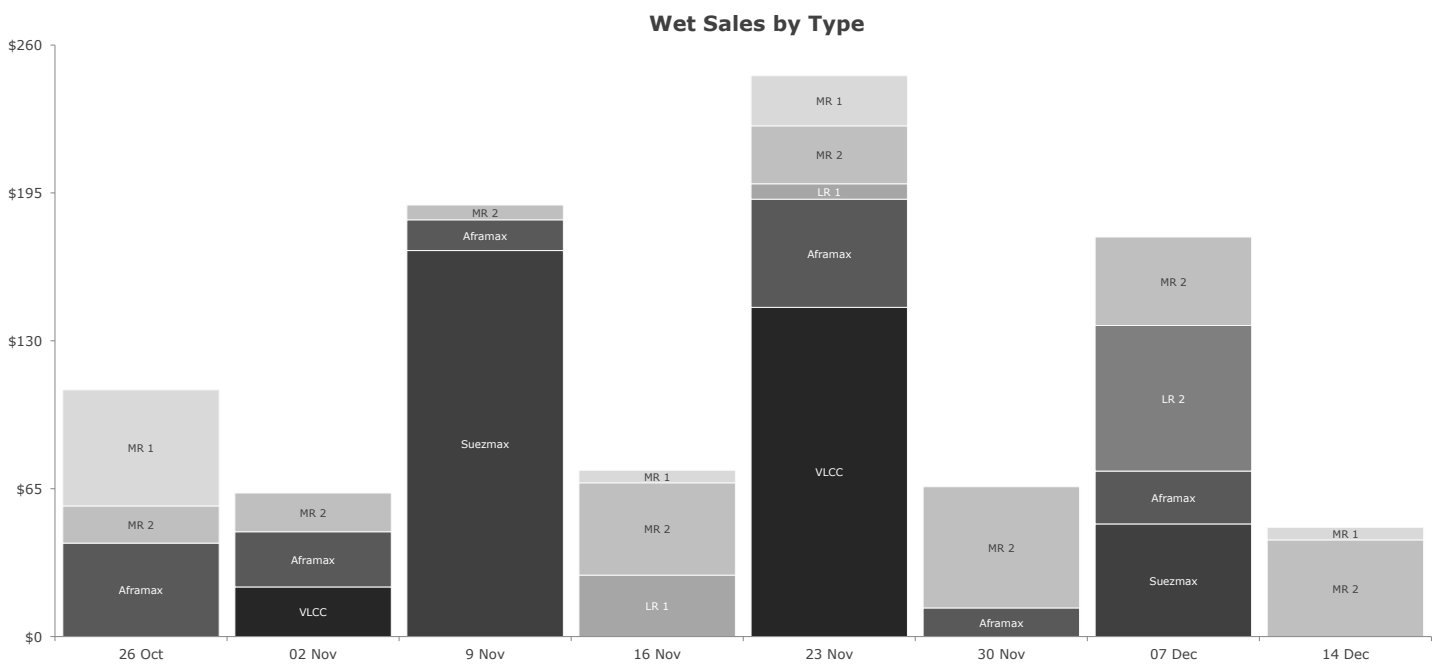
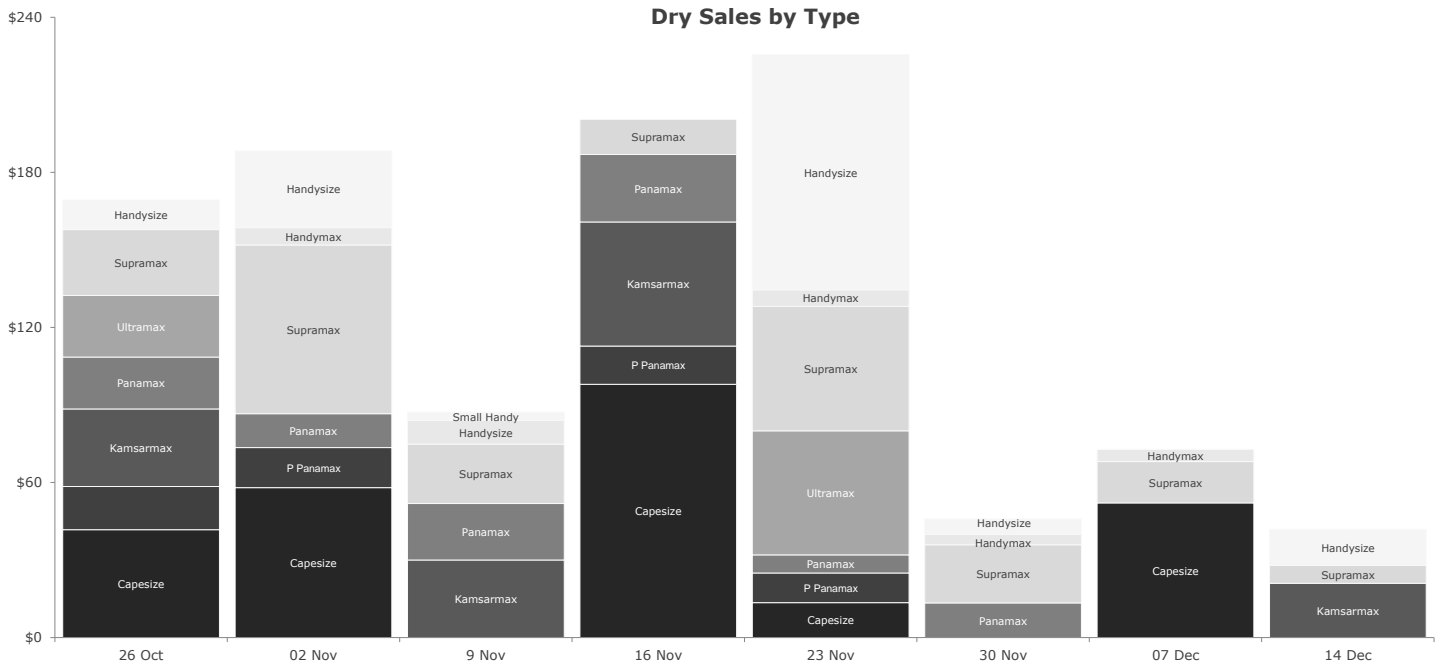
Baltic Dry	13/12/2018	06/12/2018	Up	Down	5 Year High	Date	5 Year Low	Date
Index	1,365	1,339	26		2,134	19/12/13	290	11/02/16
Capesize \$	16,977	16,391	586		35,316	02/01/14	485	17/03/16
Panamax \$	11,672	11,777		105	15,017	19/12/13	2,314	04/02/16
Supramax \$	10,907	10,703	204		15,671	19/12/13	2,554	11/02/16
Handysize \$	8,972	9,029		57	11,726	19/12/13	2,704	11/02/16

Baltic Wet	13/12/2018	06/12/2018	Up	Down	5 Year High	Date	5 Year Low	Date
Dirty Index	1223	1168	55		1,243	23/01/14	497	11/08/16
Clean Index	917	886	31		917	13/12/18	350	06/10/16

VesselsValue Indices	13/12/2018	06/12/2018	Up	Down
Bulker \$/dwt	204.58	206.02		1.4
Container \$/teu	4534.18	4555.13		20.9
Tanker \$/dwt	258.90	256.80	2.1	
LPG \$/cbm	580.48	579.48	1.0	

# BLUE REPORT

## S&P TRENDS



# BLUE REPORT

## CURRENCIES & COMMODITIES

USD	GBP	EUR	JPY	KOR	RMB
<b>14/12/2018</b>	1.26	1.13	113.53	1133.75	6.90
<b>5 YR HIGH</b>	1.72 - 02/07/14	1.39 - 18/03/14	125.63 - 08/06/15	1243.52 - 26/02/16	6.97 - 05/12/16
<b>5 YR LOW</b>	1.18 - 07/10/16	1.03 - 20/12/16	99.94 - 21/08/2016	1009.08 - 06/07/14	6.04 - 14/01/14

	14/12/2018	07/12/2018	Up	Down	5 Year High	Date	5 Year Low	Date
Light Crude	52.22	51.53	0.69		113.38	01/06/2014	27.12	12/02/2016
Gold	1,242.10	1,245.90		3.8	1,364.90	06/09/2016	1,054.18	01/12/2015
Corn	383.5	383.5			508.15	21/04/2014	331	19/08/2016
Demo \$/t (tanker)	445	445			520	04/06/2014	245	26/02/2016
Demo \$/t (bulker)	430	430			520	21/05/2014	230	26/02/2016
FTSE 100	6,800.00	6,800.90		0.9	7,774	18/05/2018	5,537	11/02/2016
Dow Jones	24,597.40	24,947.70		350.3	26,657	21/09/2018	15,699	27/01/2014
Nikkei 225	21,374.83	21,678.68		303.85	23,870	19/01/2018	13,960	06/04/2014
SSEC, China	2,593.74	2,605.90		12.16	5,166	12/06/2015	2,004	09/03/2014

SEASURE SHIPBROKING  
 +44 (0) 203 327 9750  
 seasure@seasure.co.uk  
 www.seasure.co.uk

VESSELSVALUE LTD  
 +44 (0) 20 3026 5555

Richard Rivlin  
 Direct +44 (0) 203 327 9751

Tom Evans  
 Direct +44 (0) 203 327 9753

Matthew Freeman  
 Direct +44 (0) 203 327 9752

Giacomo Cambiaso  
 Direct +44 (0) 203 327 9756

Hongbeom Park  
 Direct +82 (0)10 4126 6442

This report is written in good faith but VesselsValue Ltd and Seasure Shipbroking Ltd and its directors and employees do not accept responsibility for any errors or omissions arising from this report and cannot be held responsible for any action, or losses incurred, as a result of this report. If the addressee intends to act on this report they should satisfy themselves as to the correctness of the information given. All information contained in this report relates solely to our opinions and interpretations but no assurance can be given as to their accuracy and reliability.