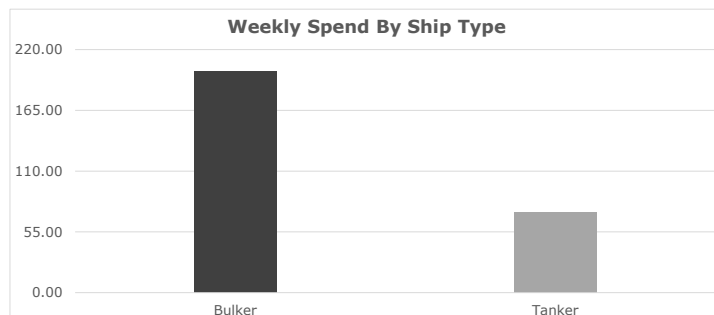
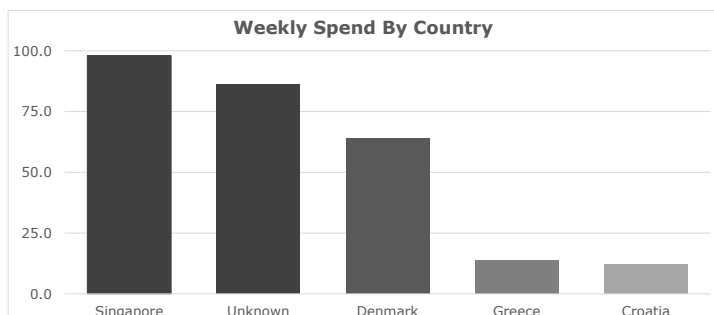


BLUE REPORT

Friday 16 November 2018

S&P SUMMARY



SALES

DRY

Name	Type	DWT	Yard	Built	USD mill	Comments	VV	Buyer	Seller
New Shanghai	Capesize	180,100	Dalian Shipbuilding	2011	27.5		27.7	Berge Bulk	COSCO Shipping Bulk
New Taizhou	Capesize	176,000	Jinhai	2010	23.5		22.9	Berge Bulk	COSCO Shipping Bulk
New Huzhou	Capesize	176,000	Jinhai	2010	23.5		23.1	Berge Bulk	COSCO Shipping Bulk
New Quzhou	Capesize	175,900	Jinhai	2010	23.5		23.1	Berge Bulk	COSCO Shipping Bulk
Houyo	Post Panamax	93,500	Namura	2007	14.8		15.4	Undisclosed	Toyo Sangyo
Hull 200	Kamsarmax	81,600	Tsuneishi Zhoushan	2019	30		28.7	BW Dry Cargo	China Minsheng Trust
Tenten	Kamsarmax	81,300	New Times	2012	18		17.0	Undisclosed	Kairis Brothers Shipping
Pelagos	Panamax	75,200	Hudong	2008	11.95	DD Due	12.6	Atlantska Plovdiva	Standard Bulk Transport Corp
Alcyon	Panamax	75,200	Hyundai Samho	2001	7.45		8.1	Undisclosed	Diana Shipping
Genco Beauty	Panamax	73,900	Oshima	1999	6.7	DD Due	7.1	Undisclosed	Genco Shipping and Trading
Gemini Pioneer	Supramax	55,600	Mitsui	2008	13.6		13.3	Greek	Abo Shoten

WET

Name	Type	DWT	Yard	Built	USD mill	Comments	VV	Buyer	Seller
King Daniel	LR1	73,700	New Times	2008	13.5		14.7	Undisclosed	Mercator Navigation
King Douglas	LR1	73,700	New Times	2008	13.5		14.3	Undisclosed	Mercator Navigation
Alpine Minute	MR2	50,000	Hyundai Mipo	2009	16.9	DD Due	17.4	Norden	Diamond S Shipping
Alpine Mystery	MR2	50,000	Hyundai Mipo	2009	16.9		18.3	Norden	Diamond S Shipping
Torm Clara	MR2	45,000	Daedong	2000	6.8		6.2	Undisclosed	Torm
Ore	MR1	40,800	Uljanik Brodogradiliste	1996	5.5		4.2	Undisclosed	Delfi Tankers

CONTAINER

Name	Type	TEU	Yard	Built	USD mill	Comments	VV	Buyer	Seller
Heung A Laem Chabang	Handysize	1,785	Dae Sun	2016	20		18.0	Kotoku Kaiun	Heung-A Shipping

GAS

Name	Type	CBM	Yard	Built	USD mill	Comments	VV	Buyer	Seller
NS Challenger	VLGC LPG	76,968	NKK	1992	11		9.5	Far Eastern	Pacific Carriers

BLUE REPORT

NEWBUILDINGS

No newbuildings to report this week

PERIOD

DRY

Name	Type	DWT	Yard	Built	Rate \$/day	Comments	Charterer	Period
Maia	Kamsarmax	82,200	Tadotsu Tsuneishi	2009	13,300		Glencore International	15 Months
Oceanis	Panamax	75,200	Hyundai Samho	2001	10,350		Ausca Shipping	15 Months
Clio	Panamax	73,700	Shanghai Jiangnan	2005	10,600		Ausca Shipping	1 Year
Thetis	Panamax	73,600	Shanghai Jiangnan	2004	10,650		Hudson Shipping Lines	15 Months
Nautical Hilary	Ultramax	63,500	Jiangsu New Hantong	2015	12,350		Undisclosed	6 Months
Mandarin Fortune	Supramax	56,800	Jiangsu Hantong	2008	11,200		Multimax Shipping	1 Year

WET

Name	Type	DWT	Yard	Built	Rate \$/day	Comments	Charterer	Period
Libya	Suezmax	159,200	Hyundai Samho	2007	23,000		ST Shipping	6 Months
Yasa Golden Bosphorus	Aframax	115,900	Samsung	2007	19,750		AET	6 Months
Ashley Lady	LR2	112,000	Sungdong	2010	16,500		Vitol	1 Year

CONTAINER

Name	Type	TEU	Yard	Built	Rate \$/day	Comments	Charterer	Period
Marie Delmas	Sub Panamax	2,207	CSBC Kaohsiung	2002	9,800		CMA CGM	15 Months
Kumasi	Sub Panamax	2,207	CSBC Kaohsiung	2002	9,800		CMA CGM	15 Months
GSL Keta	Sub Panamax	2,207	CSBC Kaohsiung	2003	8,450		ANL	9 Months

INDICES

CHARTERING

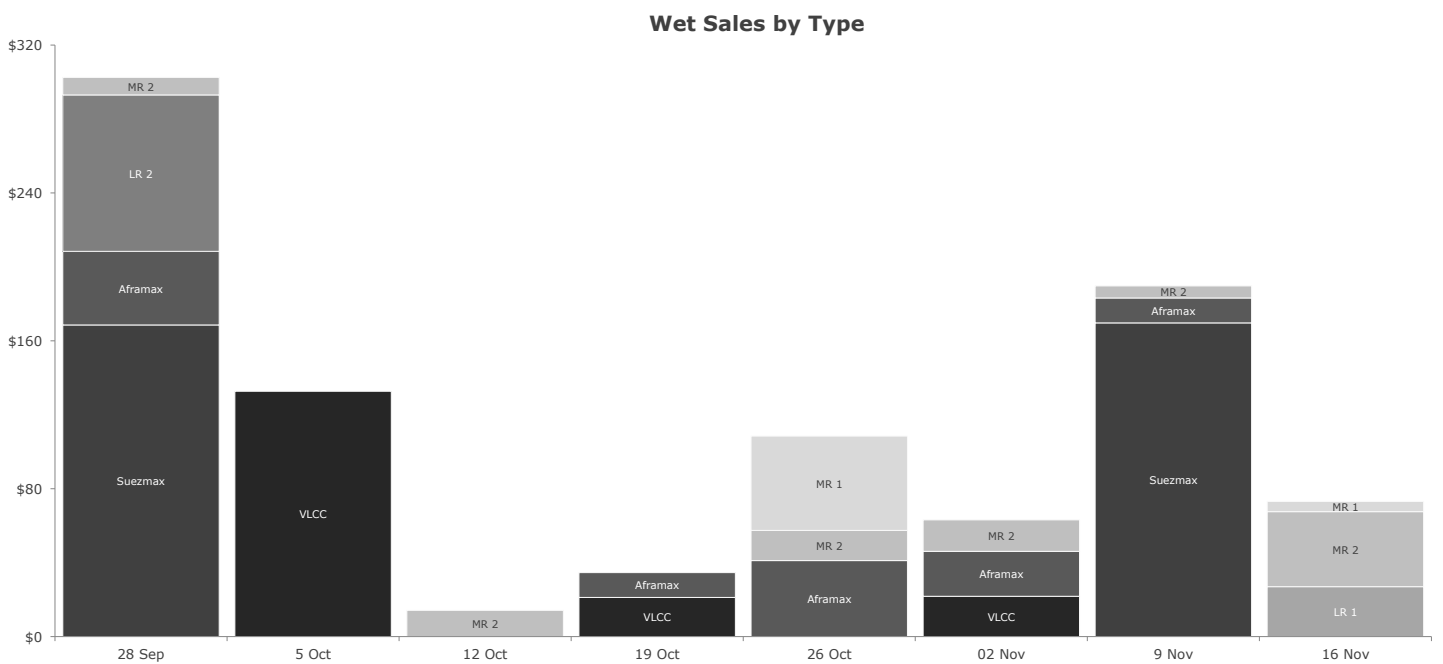
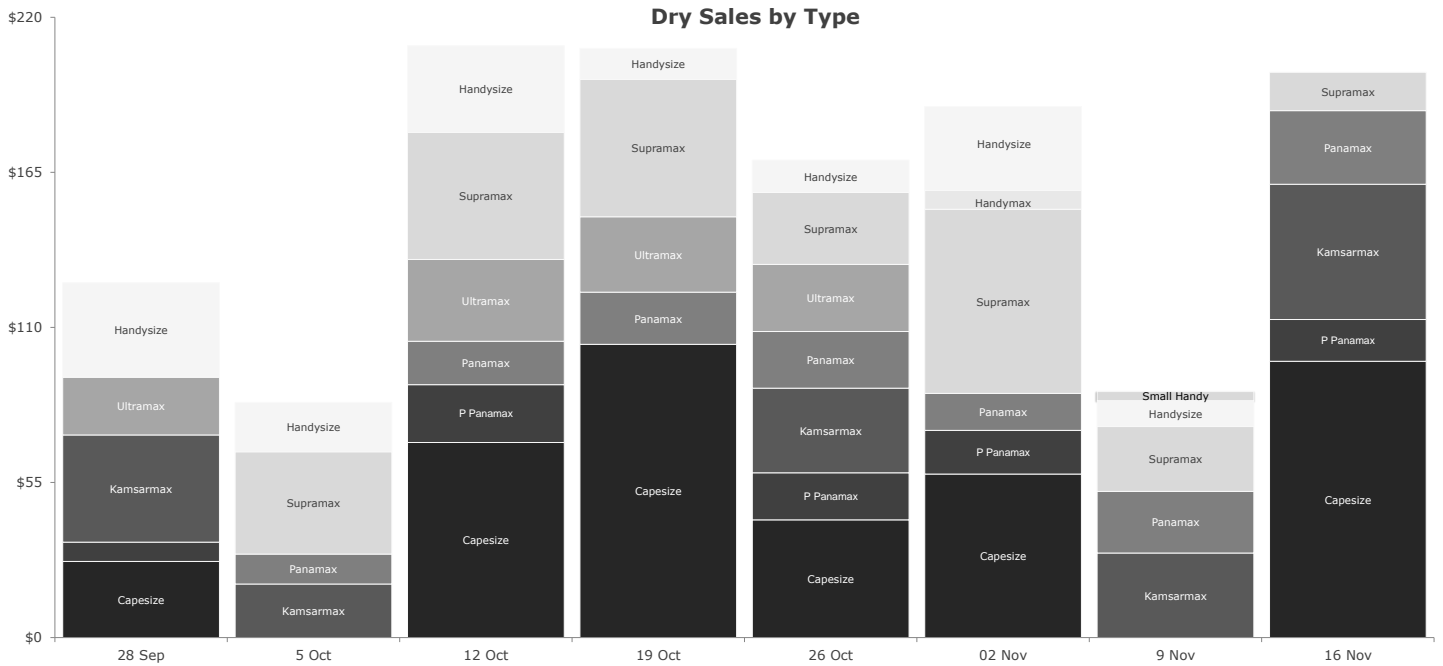
Baltic Dry	15/11/2018	08/11/2018	Up	Down	5 Year High	Date	5 Year Low	Date
Index	1,020	1,231		211	2,145	12/12/13	290	11/02/16
Capesize \$	8,458	13,287		4,829	37,510	12/12/13	485	17/03/16
Panamax \$	11,731	11,985		254	16,645	12/12/13	2,314	04/02/16
Supramax \$	10,704	11,053		349	16,333	12/12/13	2,554	11/02/16
Handysize \$	9,376	9,500		124	11,726	19/12/13	2,704	11/02/16

Baltic Wet	15/11/2018	08/11/2018	Up	Down	5 Year High	Date	5 Year Low	Date
Dirty Index	1099	1097	2		1,243	23/01/14	497	11/08/16
Clean Index	649	634	15		854	05/01/17	350	06/10/16

Vessels Value Indices	15/11/2018	08/11/2018	Up	Down
Bulker \$/dwt	207.88	209.37		1.5
Container \$/teu	4634.84	4674.07		39.2
Tanker \$/dwt	257.53	257.75		0.2
LPG \$/cbm	577.19	575.33	1.9	

BLUE REPORT

S&P TRENDS



BLUE REPORT

CURRENCIES & COMMODITIES

USD	GBP	EUR	JPY	KOR	RMB
16/11/2018	1.28	1.13	113.33	1130.50	6.95
5 YR HIGH	1.72 - 02/07/14	1.39 - 18/03/14	125.63 - 08/06/15	1243.52 - 26/02/16	6.97 - 05/12/16
5 YR LOW	1.18 - 07/10/16	1.03 - 20/12/16	99.94 - 21/08/2016	1009.08 - 06/07/14	6.04 - 14/01/14

	16/11/2018	09/11/2018	Up	Down	5 Year High	Date	5 Year Low	Date
Light Crude	57.25	60.33		3.08	113.38	01/06/2014	27.12	12/02/2016
Gold	1,216.70	1,221.60		4.9	1,364.90	06/09/2016	1,054.18	01/12/2015
Corn	378.25	371.75	6.5		508.15	21/04/2014	331	19/08/2016
Demo \$/t (tanker)	455	460		5	520	04/06/2014	245	26/02/2016
Demo \$/t (bulker)	440	445		5	520	21/05/2014	230	26/02/2016
FTSE 100	7,076.00	7,098.10		22.1	7,774	18/05/2018	5,537	11/02/2016
Dow Jones	25,289.30	26,191.22		901.92	26,657	21/09/2018	15,699	27/01/2014
Nikkei 225	21,680.34	22,250.25		569.91	23,870	19/01/2018	13,960	06/04/2014
SSEC, China	2,679.11	2,598.87	80.24		5,166	12/06/2015	2,004	09/03/2014

SEASURE SHIPBROKING
 +44 (0) 203 327 9750
 seasure@seasure.co.uk
 www.seasure.co.uk

VESSELSVALUE LTD
 +44 (0) 20 3026 5555

Richard Rivlin
 Direct +44 (0) 203 327 9751

Tom Evans
 Direct +44 (0) 203 327 9753

Matthew Freeman
 Direct +44 (0) 203 327 9752

Giacomo Cambiaso
 Direct +44 (0) 203 327 9756

Hongbeom Park
 Direct +82 (0)10 4126 6442

This report is written in good faith but VesselsValue Ltd and Seasure Shipbroking Ltd and its directors and employees do not accept responsibility for any errors or omissions arising from this report and cannot be held responsible for any action, or losses incurred, as a result of this report. If the addressee intends to act on this report they should satisfy themselves as to the correctness of the information given. All information contained in this report relates solely to our opinions and interpretations but no assurance can be given as to their accuracy and reliability.