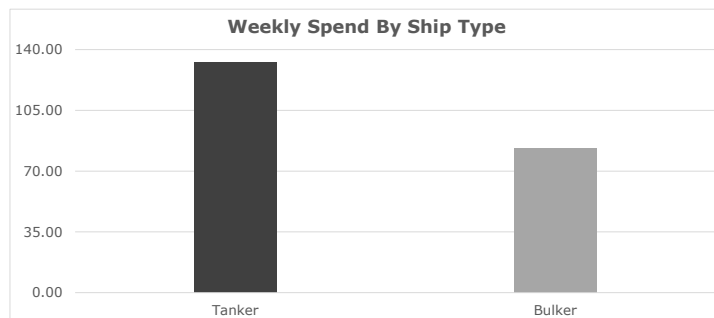
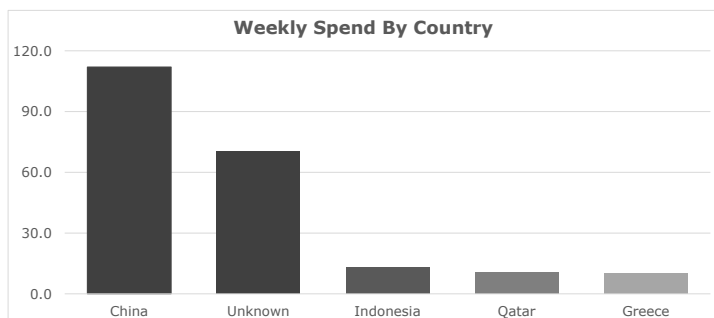


BLUE REPORT

Friday 05 October 2018

S&P SUMMARY



SALES

DRY

Name	Type	DWT	Yard	Built	USD mill	Comments	VV	Buyer	Seller
Daebo Newcastle	Kamsarmax	81,400	Hyundai Samho	2011	19		20.1	Undisclosed	Daebo International Shipping
Double Prosperity	Panamax	76,600	Imabari	2005	10.6	Poor Condition	12.1	Shail S&M	Yano Kaiun
Medi Firenze	Supramax	58,700	Tsuneishi Cebu	2008	13.3	DD Due	13.6	Salam Pacific	Yamamaru Kisen
Guardianship	Supramax	57,000	Jinling Shipyard	2011	11.8	SS Due	12.9	Undisclosed	Seanergy Maritime Corp
Gladiatorship	Supramax	56,800	Jinling Shipyard	2010	11.2		12.1	Undisclosed	Seanergy Maritime Corp
Sider Boston	Handysize	29,000	Nantong Nikka	2011	10		8.5	Greek	Nova Marine Carriers
Golden Kiku	Handysize	29,900	Shikoku Dockyard	2005	7.5		8.5	Far Eastern	Wisdom Marine Lines

WET

Name	Type	DWT	Yard	Built	USD mill	Comments	VV	Buyer	Seller
Front Ariake	VLCC	298,500	Hitachi	2001	20.7	For Conversion	18.1	Undisclosed	Ship Finance International
DS Vision	VLCC	297,300	Dalian Shipbuilding	2011	56	Inc Charter	47.2	Minsheng Financial Leasing	DS Tankers
DS Venture	VLCC	297,300	Dalian Shipbuilding	2011	56	Inc Charter	49.4	Minsheng Financial Leasing	DS Tankers

BLUE REPORT

NEWBUILDINGS

GAS

Units	Type	CBM	Yard	Delivery	USD mill	Comments	Buyer
1	Large LNG	180,000	Samsung	2020-21	180.0		NYK

PERIOD

DRY

Name	Type	DWT	Yard	Built	Rate \$/day	Comments	Charterer	Period
SBI Mazurka	Kamsarmax	81,600	Hudong	2017	16,500		Bunge Ltd	9 Months
Despina V	Kamsarmax	81,200	Avic Weihai	2018	20,000		Oldendorff Carriers	6 Months
KM Shanghai	Kamsarmax	80,000	Universal	2014	14,500		Comerge	1 Year
Peace Gem	Panamax	76,000	Zhejiang Zhenghe	2012	13,000	Sublet	Undisclosed	6 Months
Pacific Award	Ultramax	61,400	Dalian COSCO KHI	2015	15,425		Jaldhi	6 Months
Medi Okinawa	Supramax	56,100	Mitsui	2011	13,250		Undisclosed	6 Months

WET

Name	Type	DWT	Yard	Built	Rate \$/day	Comments	Charterer	Period
Leyla K	Aframax	115,300	Hanjin Subic	2010	14,500	Inc Options	Mjolner Shipping	6 Months
Stellata	LR2	110,000	Sumitomo	2016	15,400		Trafigura Beheer BV	1 Year
Nord Jewel	MR2	49,900	JMU	2018	13,100	Inc Options	Shell Trading and Shipping Co	6 Months
Nord Joy	MR2	49,800	JMU	2018	13,100	Inc Options	Shell Trading and Shipping Co	6 Months
Maersk Peary	MR1	38,200	STX Offshore	2004	28,700	Jones Act	Military Sealift Command	1 Year

CONTAINER

Name	Type	TEU	Yard	Built	Rate \$/day	Comments	Charterer	Period
Conti Annapurna	Post Panamax	8,238	Hyundai HI	2004	13,250		SCI	6 Months
Balthasar Schulte	Panamax	4,250	Jiangsu New YZJ	2012	11,500		Moller Maersk AS	6 Months

INDICES

CHARTERING

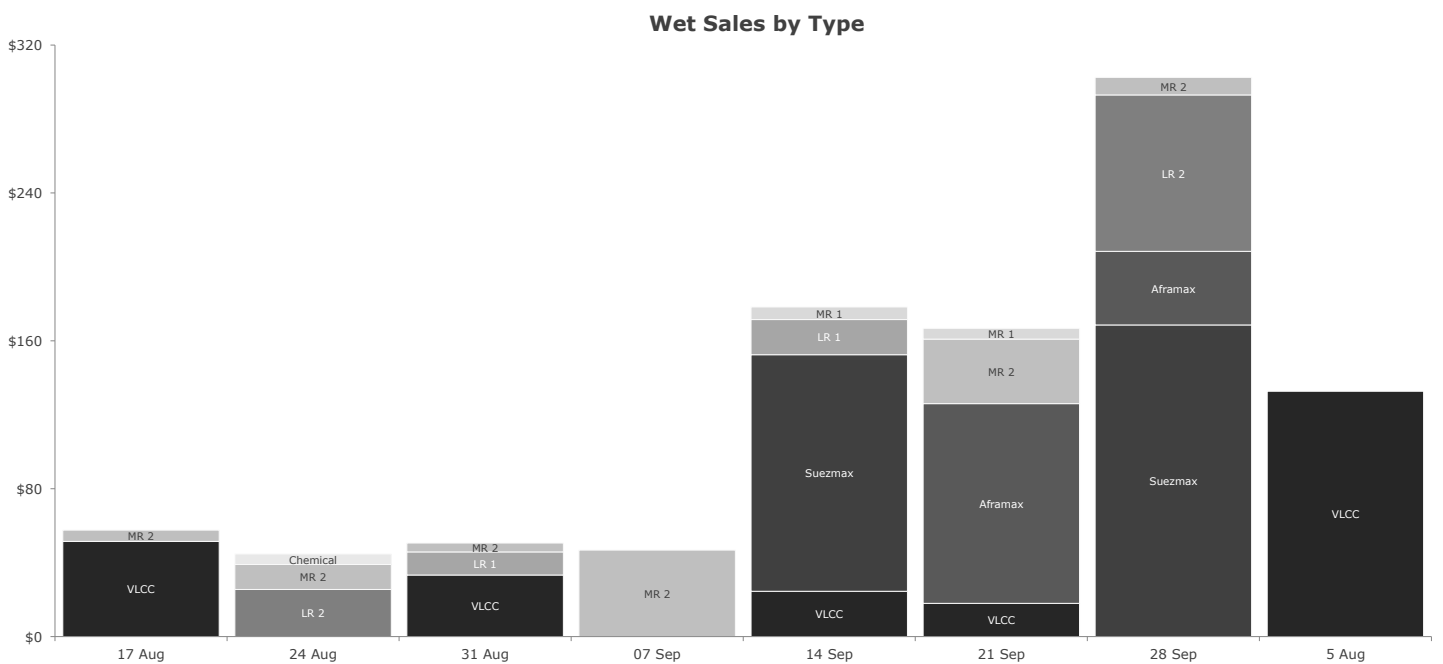
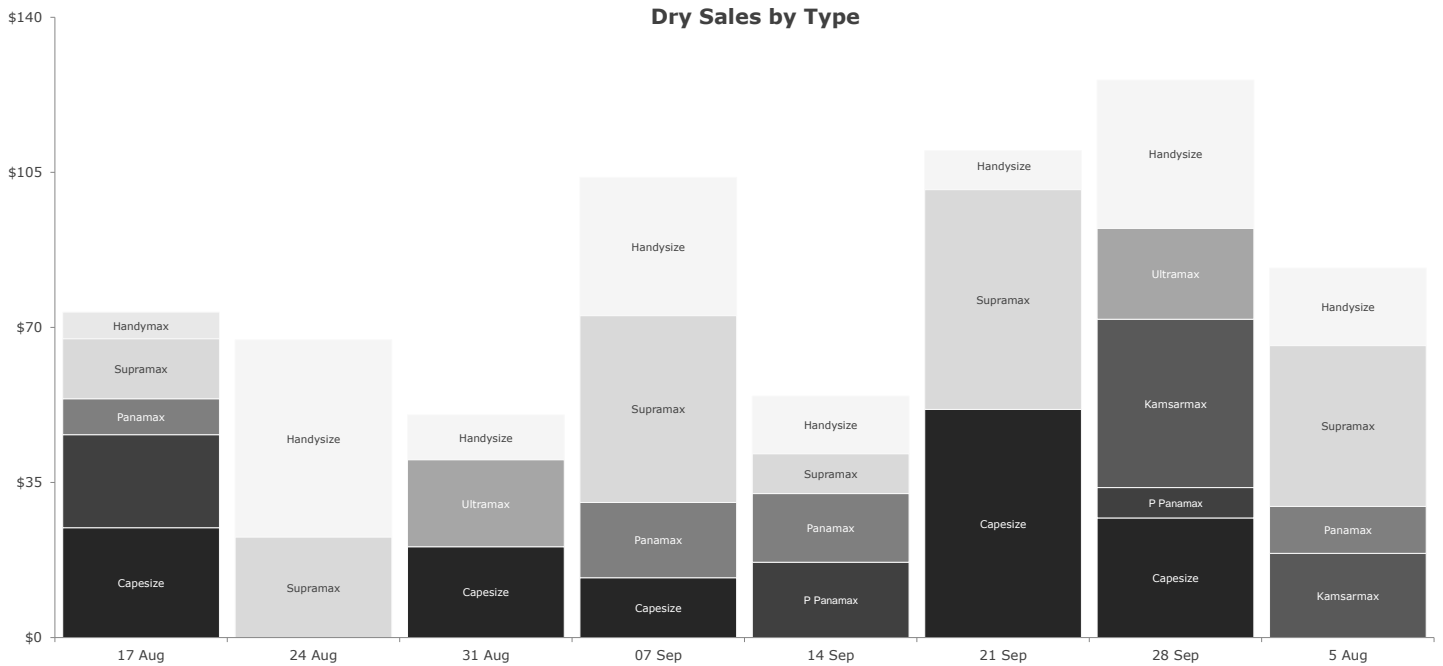
Baltic Dry	04/10/2018	27/09/2018	Up	Down	5 Year High	Date	5 Year Low	Date
Index	1,554	1,524	30		2,145	12/12/13	290	11/02/16
Capesize \$	18,639	17,969	670		37,510	12/12/13	485	17/03/16
Panamax \$	13,685	13,552	133		16,645	12/12/13	2,314	04/02/16
Supramax \$	12,977	12,989		12	16,333	12/12/13	2,554	11/02/16
Handysize \$	9,322	9,137	185		11,726	19/12/13	2,704	11/02/16

Baltic Wet	04/10/2018	27/09/2018	Up	Down	5 Year High	Date	5 Year Low	Date
Dirty Index	837	805	32		1,243	23/01/14	497	11/08/16
Clean Index	587	541	46		854	05/01/17	350	06/10/16

VesselsValue Indices	04/10/2018	27/09/2018	Up	Down
Bulker \$/dwt	212.54	215.18		2.6
Container \$/teu	4628.89	4636.15		7.3
Tanker \$/dwt	255.68	252.65	3.0	
LPG \$/cbm	562.38	451.00	111.4	

BLUE REPORT

S&P TRENDS



BLUE REPORT

CURRENCIES & COMMODITIES

USD	GBP	EUR	JPY	KOR	RMB
05/10/2018	1.30	1.15	113.86	1129.40	6.87
5 YR HIGH	1.72 - 02/07/14	1.39 - 18/03/14	125.63 - 08/06/15	1243.52 - 26/02/16	6.97 - 05/12/16
5 YR LOW	1.18 - 07/10/16	1.03 - 20/12/16	96.68 - 08/10/13	1009.08 - 06/07/14	6.04 - 14/01/14

	05/10/2018	28/09/2018	Up	Down	5 Year High	Date	5 Year Low	Date
Light Crude	74.83	72.33	2.5		113.38	01/06/2014	27.12	12/02/2016
Gold	1,202.00	1,186.20	15.8		1,364.90	06/09/2016	1,054.18	01/12/2015
Corn	368.25	363.75	4.5		508.15	21/04/2014	331	19/08/2016
Demo \$/t (tanker)	455	455			520	04/06/2014	245	26/02/2016
Demo \$/t (bulker)	445	440	5		520	21/05/2014	230	26/02/2016
FTSE 100	7,390.00	7,544.00		154	7,774	18/05/2018	5,537	11/02/2016
Dow Jones	26,627.48	26,439.93	187.55		26,657	21/09/2018	15,073	06/10/2013
Nikkei 225	23,783.72	24,120.04		336.32	23,870	19/01/2018	13,960	06/04/2014
SSEC, China	2,821.35	2,821.35			5,166	12/06/2015	2,004	09/03/2014

SEASURE SHIPBROKING

+44 (0) 203 327 9750
 seasure@seasure.co.uk
 www.seasure.co.uk

Richard Rivlin

Direct +44 (0) 203 327 9751

Tom Evans

Direct +44 (0) 203 327 9753

Matthew Freeman

Direct +44 (0) 203 327 9752

Giacomo Cambiaso

Direct +44 (0) 203 327 9756

VESSELSVALUE LTD

+44 (0) 20 3026 5555

This report is written in good faith but VesselsValue Ltd and Seasure Shipbroking Ltd and its directors and employees do not accept responsibility for any errors or omissions arising from this report and cannot be held responsible for any action, or losses incurred, as a result of this report. If the addressee intends to act on this report they should satisfy themselves as to the correctness of the information given. All information contained in this report relates solely to our opinions and interpretations but no assurance can be given as to their accuracy and reliability.