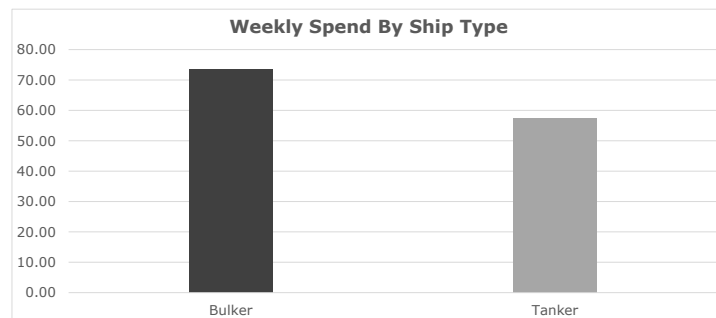
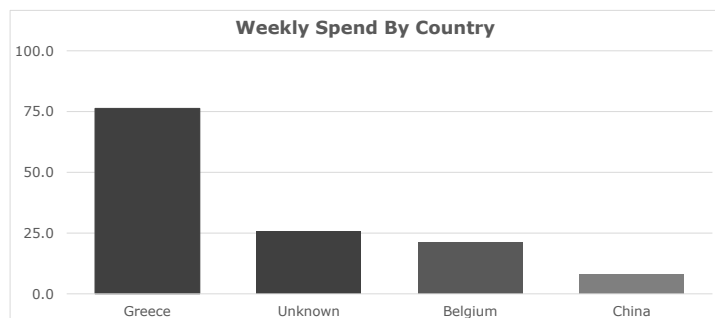


# BLUE REPORT

**Friday 17 August 2018**
**S&P SUMMARY**

**SALES**
**DRY**

Name	Type	DWT	Yard	Built	USD mill	Comments	VV	Buyer	Seller
Five Stars Fujian	Capesize	181,400	Sasebo	2009	24.8	At Auction, Out of Class	28.7	Safe Bulkers	Five Stars Fujian
Ten Jin Maru	Post Panamax	98,700	Tsuneishi Zhoushan	2011	21		19.1	Bocimar	Kambara Kisen
Glory Rotterdam	Panamax	74,700	Hudong	2001	8.1		8.0	Chinese	Erasmus Shipinvest
Nautical Aventurin	Supramax	56,800	Jiangsu Hantong	2012	13.55		14.0	Undisclosed	Nautical Bulk Holdings
Ocean Glory	Handymax	45,500	Imabari	2000	6		7.0	Undisclosed	Kaalbye Shipping

**WET**

Name	Type	DWT	Yard	Built	USD mill	Comments	VV	Buyer	Seller
Shanghai	VLCC	320,000	Jinhai	2015	51.5		55.0	Delta Tankers	GC Tankers
Arcturus	MR2	47,200	Onomichi Dockyard	1998	6.1	SS Freshly Passed	4.4	Undisclosed	Super Eco Tankers

**CONTAINER**

Name	Type	TEU	Yard	Built	USD mill	Comments	VV	Buyer	Seller
Ice Runner	Feedermax	698	Sainty Marine	2008	3		3.7	Undisclosed	Bockstiegel Reederei

# BLUE REPORT

## NEWBUILDINGS

### DRY

Units	Type	DWT	Yard	Delivery	USD mill	Comments	Buyer
2+1	Ultramax	63,500	New Times	2020	26.5	IMO Tier III	Pan Ocean

## PERIOD

### DRY

Name	Type	DWT	Yard	Built	Rate \$/day	Comments	Charterer	Period
W Ace	Post Panamax	93,000	Taizhou Catic	2011	14,000		Uniper	6 months
Medi Newport	Kamsarmax	81,800	Tsuneishi Zosen	2017	14,000		COBELFRET	6 months
Real Happiness	Panamax	76,600	Imabari	2005	12,000		United Bulk Carriers	6 months
Nirefs	Panamax	75,300	Hyundai Samho	2001	10,750		Hudson Shipping Lines	1 year
Coronis	Panamax	74,400	Hudong	2006	11,250		CJ International	15 months
Protefs	Panamax	73,600	Shanghai Jiangnan	2004	11,000		Hudson Shipping Lines	1 year
Heilan Brother	Supramax	57,000	Tianjin Xingang	2012	11,000		Undisclosed	9 months
Xin Hai Tong 9	Handymax	49,000	Chengxi	2015	10,500		Ausca Shipping	6 months

### WET

Name	Type	DWT	Yard	Built	Rate \$/day	Comments	Charterer	Period
Falcon Nostos	MR2	51,400	SLS	2006	14,500		Petrobras	2 years
Stena Conqueror	MR2	47,300	Uljanik Brodogradiliste	2003	14,500		Petrobras	2 years
Stena Conquest	MR2	47,100	Uljanik Brodogradiliste	2003	14,500		Petrobras	2 years
Falcon Maryam	MR2	46,100	Hyundai Mipo	2009	14,500		Petrobras	2 years

### GAS

Name	Type	CBM	Yard	Built	Rate \$/mth	Comments	Charterer	Period
Luigi Lagrange	MGC LPG	37,655	Daewoo	2006	520,000		Petrobras	3 years
Alessandro Volta	MGC LPG	37,655	Daewoo	2006	520,000		Petrobras	3 years

## INDICES

### CHARTERING

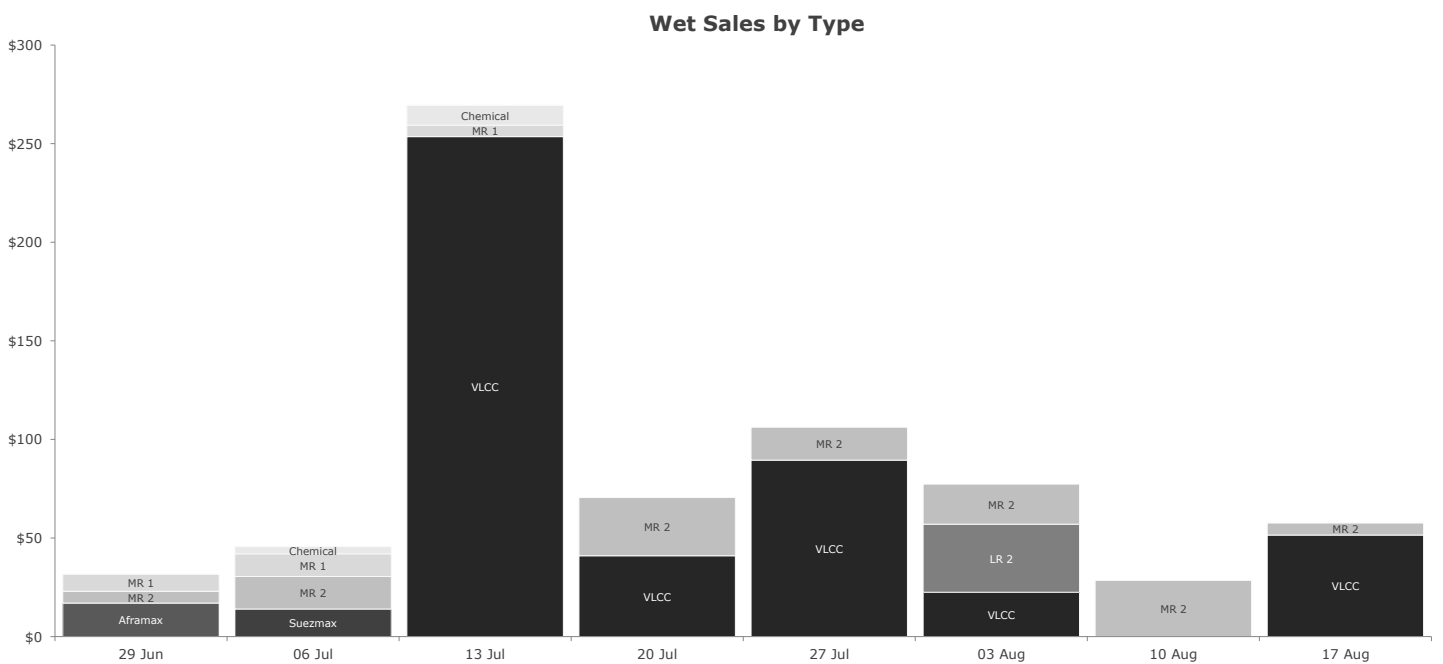
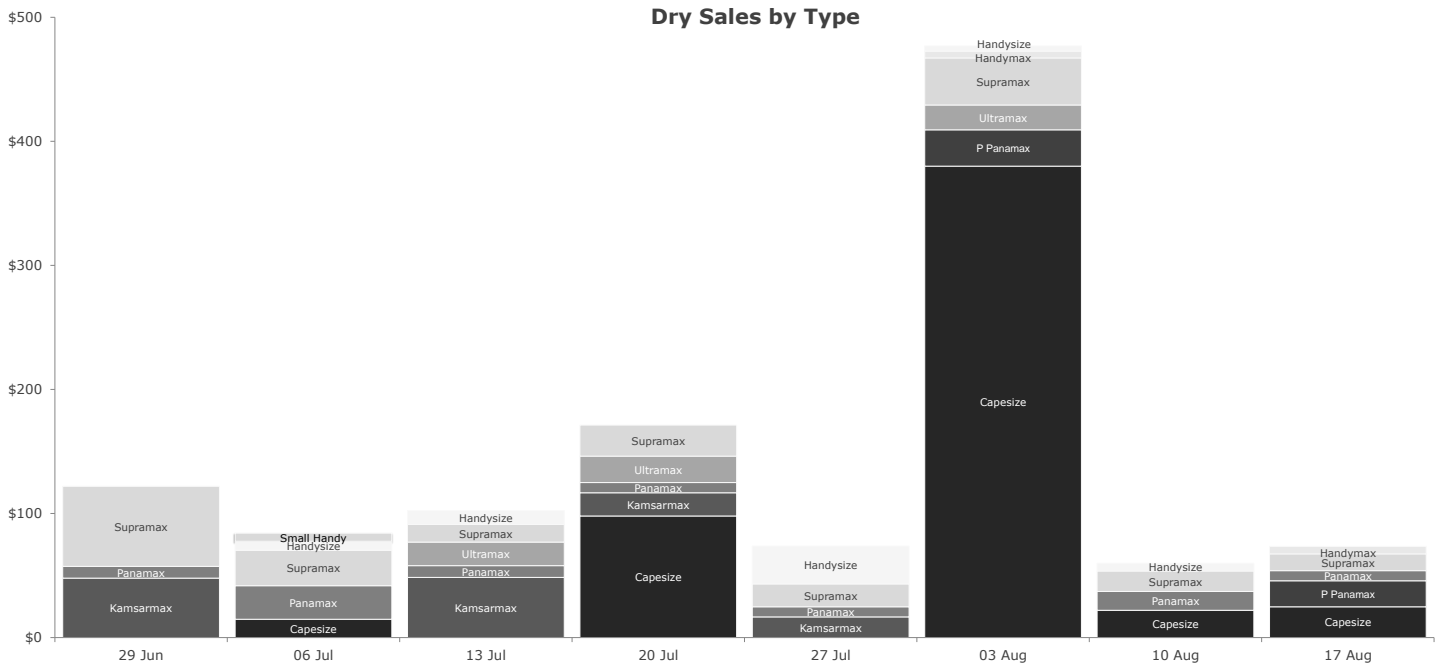
Baltic Dry	16/08/2018	09/08/2018	Up	Down	5 Year High	Date	5 Year Low	Date
Index	1,720	1,694	26		2,145	12/12/13	290	11/02/16
Capesize \$	25,592	25,667		75	42,211	25/09/13	485	17/03/16
Panamax \$	11,594	10,802	792		16,645	12/12/13	2,314	04/02/16
Supramax \$	11,326	11,152	174		16,333	12/12/13	2,554	11/02/16
Handysize \$	7,929	7,943		14	11,726	19/12/13	2,704	11/02/16

Baltic Wet	16/08/2018	09/08/2018	Up	Down	5 Year High	Date	5 Year Low	Date
Dirty Index	736	717	19		1,243	23/01/14	497	11/08/16
Clean Index	490	479	11		854	05/01/17	350	06/10/16

Vessels Value Indices	16/08/2018	09/08/2018	Up	Down
Bulker \$/dwt	215.84	215.93		0.1
Container \$/teu	4725.29	4738.66		13.4
Tanker \$/dwt	260.14	260.99		0.9
LPG \$/cbm	567.67	568.76		1.1

# BLUE REPORT

## S&P TRENDS



# BLUE REPORT

## CURRENCIES & COMMODITIES

USD	GBP	EUR	JPY	KOR	RMB
<b>17/08/2018</b>	1.27	1.14	110.71	1123.87	6.88
<b>5 YR HIGH</b>	1.72 - 02/07/14	1.39 - 18/03/14	125.63 - 08/06/15	1243.52 - 26/02/16	6.97 - 05/12/16
<b>5 YR LOW</b>	1.18 - 07/10/16	1.03 - 20/12/16	96.68 - 08/10/13	1009.08 - 06/07/14	6.04 - 14/01/14

	17/08/2018	10/08/2018	Up	Down	5 Year High	Date	5 Year Low	Date
Light Crude	65.75	66.24		<b>0.49</b>	108.8	30/08/2013	27.12	12/02/2016
Gold	1,184.70	1,215.90		<b>31.2</b>	1,413.50	26/08/2013	1,054.18	01/12/2015
Corn	378	381.5		<b>3.5</b>	508.15	21/04/2014	331	19/08/2016
Demo \$/t (tanker)	425	425			520	04/06/2014	245	26/02/2016
Demo \$/t (bulker)	410	410			520	21/05/2014	230	26/02/2016
FTSE 100	7,562.28	7,698.27		<b>135.99</b>	7,774	18/05/2018	5,537	11/02/2016
Dow Jones	25,558.73	25,509.23	<b>49.5</b>		26,393	26/01/2018	14,810	26/08/2013
Nikkei 225	22,270.38	22,298.08		<b>27.7</b>	23,808	19/01/2018	13,389	25/08/2013
SSEC, China	2,668.97	2,795.31		<b>126.34</b>	5,166	12/06/2015	2,004	09/03/2014

### SEASURE SHIPBROKING

+44 (0) 203 327 9750  
 seasure@seasure.co.uk  
 www.seasure.co.uk

#### Richard Rivlin

Direct +44 (0) 203 327 9751

#### Tom Evans

Direct +44 (0) 203 327 9753

#### Matthew Freeman

Direct +44 (0) 203 327 9752

#### Giacomo Cambiaso

Direct +44 (0) 203 327 9756

#### VESSELSVALUE LTD

+44 (0) 20 3026 5555

This report is written in good faith but VesselsValue Ltd and Seasure Shipbroking Ltd and its directors and employees do not accept responsibility for any errors or omissions arising from this report and cannot be held responsible for any action, or losses incurred, as a result of this report. If the addressee intends to act on this report they should satisfy themselves as to the correctness of the information given. All information contained in this report relates solely to our opinions and interpretations but no assurance can be given as to their accuracy and reliability.