



WEEKLY SHIPPING MARKET REPORT

WEEK 32

DRY BULK COMMENTARY

WEEK 32 (3rd Aug to 10th Aug 2018)

Capesize

Week 32 has seen West Australian iron ore into China rating mostly in the mid/high usd 9.00's fio range. A couple of single trips on the same route have been reported in the usd 20,000/21,000 pd range. Brazilian iron ore into China in the usd 23.00/24.00 fio range. No period activity to report here.

Kamsarmax/Panamax

North Pacific round trips have been rating in the usd 9,000/10,000 pd range. Amidst significant delays due to congestion in South China ports, round trips with Indonesian coal have been reported in the usd 8,000/9,000 pd range. Slightly better numbers for India direction at usd 10,000 pd levels. Indian round trips via South Africa at low usd 13,000's pd levels plus a usd 300,000ish ballast bonus. Usd 11,500 pd for a Persian Gulf round trip via the Black Sea. Trips within the Atlantic and the Baltic can fetch anything from usd 12,000 pd to 15,000 pd. South American grain fronthauls have been mostly rating in the usd 15,000/16,000 pd range plus a usd 500/600,000ish ballast bonus. No period activity to report here.

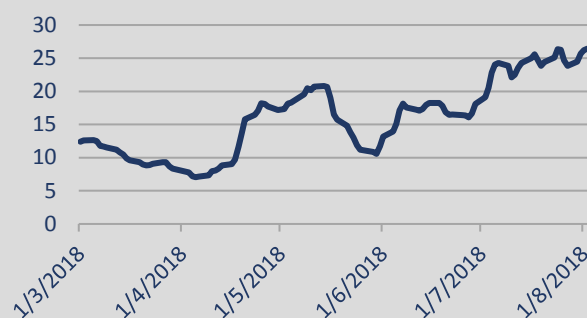
Ultramax / Supramax

Chinese round trips with Indonesian coal have been rating in the usd 9,000/10,000 pd range. South African trips into India in the low/mid usd 12,000's pd plus a usd 200,000ish ballast bonus. Usd 23,000 pd for a Black Sea fronthaul trip with grains on an Ultramax. Usd 19,000 pd for a US Gulf trip with grains into Egypt on an Ultramax. Another Ultramax was reported for a US Gulf fronthaul at usd 26,250 pd. Usd 14,900 pd for a South American trip into the Continent on an Ultramax. Usd 11,000 pd for a 7/9 months period employment on a Supramax basis delivery in China. No further period activity to report here.

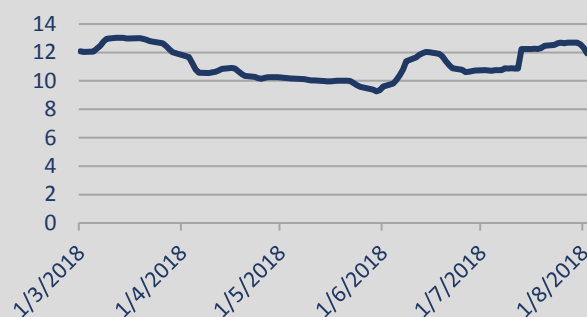
Handymax / Handysize

Usd 11,000 pd plus a usd 100,000 ballast bonus for an Australian trip with copper concentrates into China on a Handysize. A reposition fixture for a Handysize on a Persian Gulf trip into South Africa at usd 6,000 pd for the first 38 days and usd 9,500 thereafter. Usd 13,750 pd for an East Coast South American trip into West Coast South America. A 2/3 laden legs employment basis delivery in the Persian Gulf was reported at usd 10,000 pd. Usd 11,500 pd for a short duration period employment basis delivery in South America.

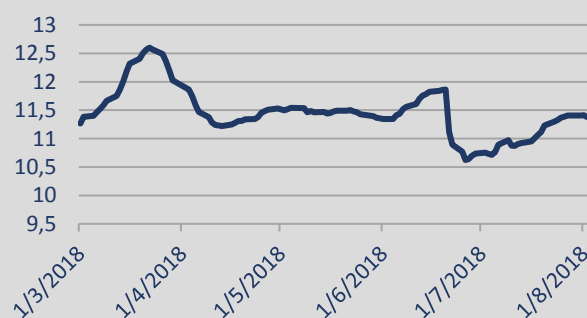
Capesize



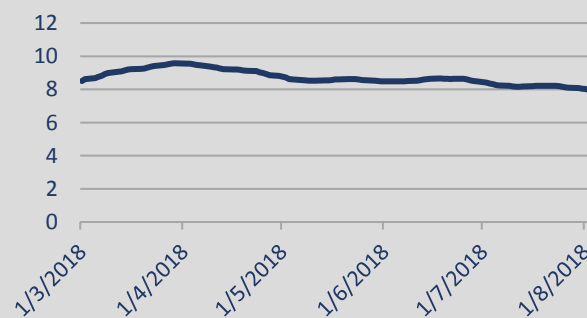
Panamax



Supramax



Handymax





REPORTED SALES

ADVANCED
SHIPPING & TRADING S.A.

WEEK 32 (3rd Aug to 10th Aug 2018)

Bulk Carriers

Type	Name	Dwt	YoB	Yard	SS	M/E	Gear	Price	Buyer	Comments
Capesize	Navios Mars	181.259	2016	Imabari, Japan	01/2021	B&W	-	\$ 49.7	Greeks (Navios Maritime)	Internal transaction
Capesize	Royal Chorale	177.544	2006	Mitsui Chiba, Japan	03/2021	B&W	-	low \$ 20.0	Greeks	
Panamax	Navios Sphera	84.872	2016	Imabari Marugame, Japan	01/2021	B&W	-	\$ 29.3	Greeks (Navios Maritime)	Internal transaction
Panamax	Genco Surprise	72.495	1998	Imabari Marugame, Japan	08/2018	B&W	-	\$ 5.5	Chinese	
Supramax	Sagar Jyoti	58.110	2011	Tsuneishi Zhoushan, China	11/2020	B&W	4 x 30 T	\$ 16.5	Honk Kong (Pacific Basin)	
Supramax	Amazonit	56.952	2011	Jiangsu Hantong, China	08/2020	B&W	4 x 30 T	N/A	Chinese	
Handysize	Clipper Valour	34.800	2003	Tianjin Xingang, China	10/2018	Sulzer	4 x 30 T	\$ 6.2	Undisclosed	



REPORTED SALES

ADVANCED
SHIPPING & TRADING S.A.

WEEK 32 (3rd Aug to 10th Aug 2018)

Tankers

Type	Name	Dwt	YoB	Yard	SS	M/E	Price	Buyer	Comments
LR2	Petrozavodsk	106.499	2003	Thuneishi Fukuyama	08/2018	B&W	\$ 9.5	Chinese	
LR1	Hafnia Arctic	74.910	2010	Brodosplit	01/2020	B&W	\$ 19.2 enbloc	Norwegian	7-yr BB back, annual purchase option, purchase obligation at the end
LR1	Hafnia Asia	74.490	2010	STX, Korea	06/2020	B&W			
Mr2	High Royalty	50.000	2015	Hyundai Mipo, Korea	02/2020	B&W	\$ 28.5	Undisclosed	
Mr1	STI Texas City	49.990	2014	SPP, Korea	03/2019	B&W			
Mr1	STI Meraux	49.990	2014	SPP, Korea	04/2019	B&W	Undisclosed	Undisclosed	Sale & Leaseback deal
Mr1	STI Wembley	38.734	2014	Hyundai Mipo, Korea	10/2019	B&W			
Mr1	STI Battersea	38.734	2014	Hyundai Mipo, Korea	10/2019	B&W			
Mr2	Rimar	45.999	1998	Halla Eng. Hishamho, Korea	12/2020	B&W	\$ 5.0	M.Easterns	



DEMOLITION

WEEK 32 (3rd Aug to 10th Aug 2018)

Type	Vessel	Dwt	YoB	Ldt	Price \$	Country	Comments
VLCC	Ruby IV	281.050	2000	38.531	425	-	As is Colombo, gas free for man entry, includes 500-600tns bunkers
RoRo	Auto Banner	23.052	1988	14.268	Undisclosed	-	As Is Korea
Bulker	Kayu Putih	69.071	1995	9.779	293	-	As Is China
Tanker	Kartika Segara	30.747	1998	8.510	365	-	As Is Batam
Container	Salam Mesra	8.150	2007	2.250	Undisclosed	-	As Is Singapore

Bulkers

Units	Type	Dwt	Yard	Delivery	Price (mill)	Owner	Comments
4	Post-Panamax	99.000	Tsuneishi Zhoushan, China	2019-2020	Undisclosed	Singapore (Safargo Shipping)	Tess 99 Design Tier II
4+4	Kamsarmax	82.000	Cosco HI, China	2020-2021	Undisclosed	Greece (Hermes Marine)	Tier II
2	Handysize	12.500	Wuhu, China	2019-2020	Undisclosed	China (Zhuhai Port Shipping)	

Tankers

Units	Type	Dwt/Cbm	Yard	Delivery	Price (mill)	Owner	Comments
1	CPP	5.500	Ningbo Xinle Shipbuilding, Cina	2019	Undisclosed	China (Zhenjiang Xin Yi Hai Shipping)	
1	LPG	174.000	Hyundai Samho, S.Korea	2020	N/A	Japan (Nippon Yusen Kaisha)	
3+3	LPG	93.000	Hyundai, S.Korea	2020	\$ 123.3	USA (Delos Shipping)	Long Term T/C attached, Membrane type

Container

Units	Type	Teu	Yard	Delivery	Price (mill)	Owner	Comments
10+4	Feeder	1,800	CSBC Corp Kaohsiung, Taiwan	2020	\$ 37.5	Taiwan (Yang Minh Marine)	Tier II, Scrubber ready



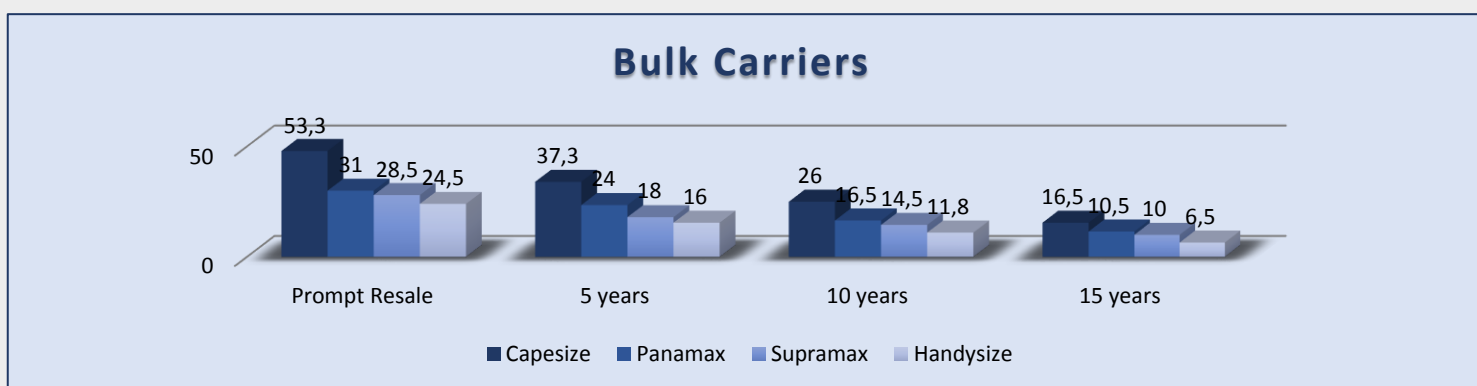
INDICATIVE PRICES

ADVANCED
SHIPPING & TRADING S.A.

WEEK 32 (3rd Aug to 10th Aug 2018)

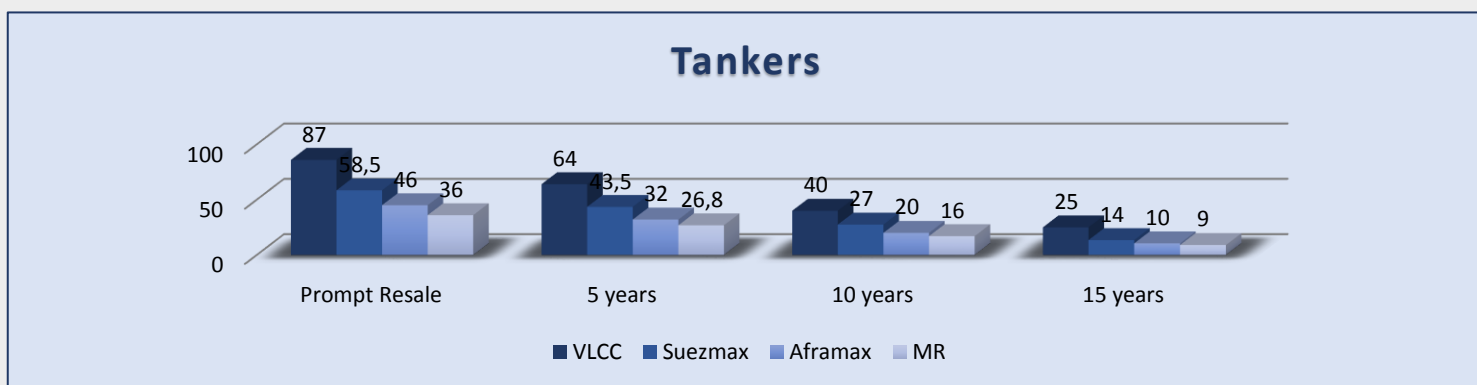
Bulk Carriers

Size	Prompt Resale	5 years	10 years	15 years
Capesize	53.3	37.3	26	16.5
Panamax-Kamsarmax	31.5	23	15.5	10
Ultramax - Supramax	28.5	18	14.5	9.5
Handysize	24.5	16	11.8	6.5



Tankers

Size	Prompt Resale	5 years	10 years	15 years
VLCC	87	64	40	25
Suezmax	58.5	43.5	27	14
Aframax	46	32	20	10
MR	36	26.8	16	9



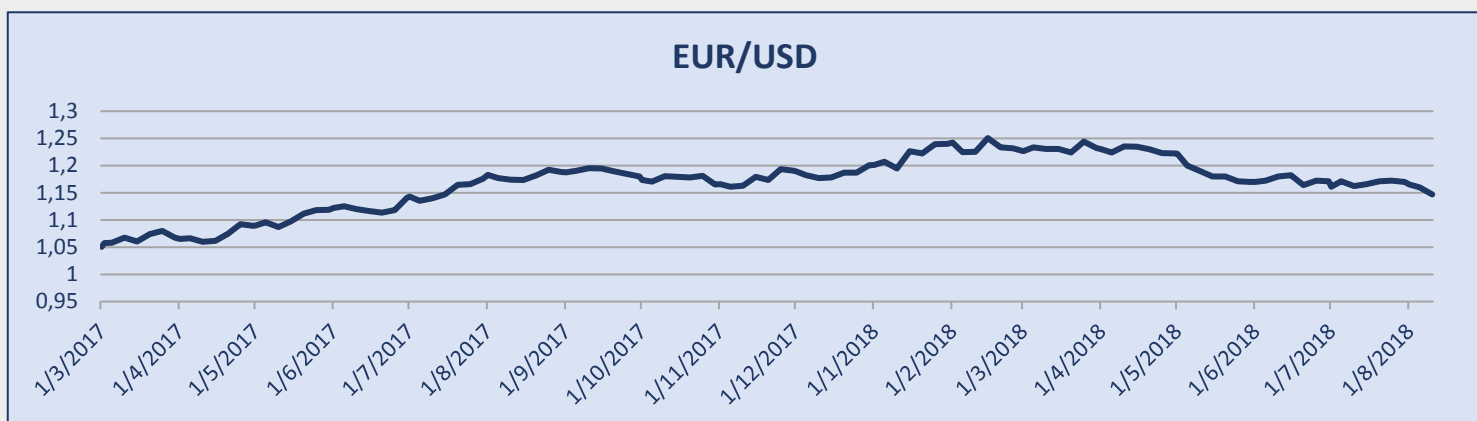


KEY INDICATORS

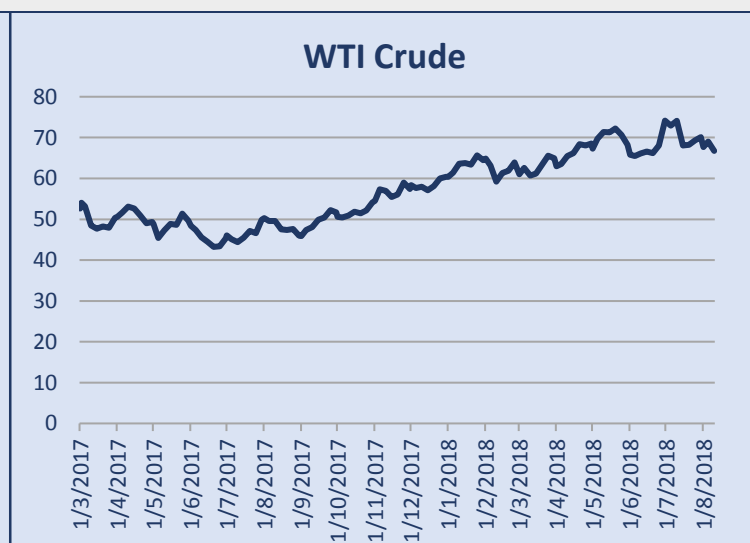
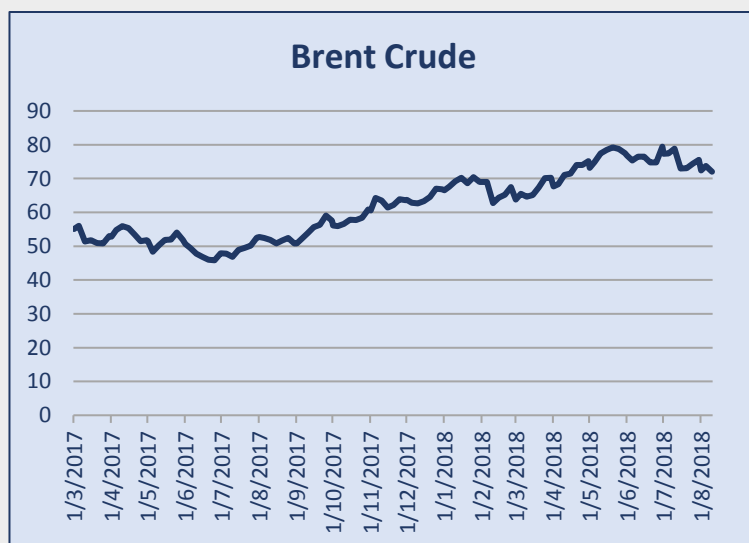
ADVANCED
SHIPPING & TRADING S.A.

WEEK 32 (3rd Aug to 10th Aug 2018)

Currency	Week 32	Week 31	Change (%)
EUR / USD	1.1458	1.1566	0,93
USD / JPY	110.76	111.72	0,86
USD / KRW	1,129.01	1,127.70	0,12
NOK / USD	0.1195	0.1212	1,40



Commodity	Week 32	Week 31	Change (%)
Brent Crude (BZ)	71.59	73.12	2,06
WTI Crude Oil (WTI)	66.46	68.63	3,16
Natural Gas (NG)	2.94	2.82	4,26
Gold (GC)	1,215.40	1,212.90	0,21
Copper	273.35	271.60	0,64
Wheat (w)	582.50	588.50	1,02





SHIPPING INDICATIVE SHARE VALUE

ADVANCED
SHIPPING & TRADING S.A.

WEEK 32 (3rd Aug to 10th Aug 2018)

Stock Prices – Shipping Companies

Company	Stock Exchange	Week 32	Week 31	Change (%)
Diana Shipping Ink (DSX)	NASDAQ	4.15	4.42	6,11
Dry ships Ink (DRYS)	NASDAQ	5.01	5.10	1,76
Euroseas Ltd (ESEA)	NASDAQ	1.58	1.69	6,51
Eagle Bulk Shipping Inc (EGLE)	NASDAQ	5.39	5.59	3,58
Navios Maritime (NM)	NYSE	0.88	0.87	1,15
Navios Maritime PTN (NMM)	NYSE	2.01	2.08	3,37
Star Bulk Carriers Corp (SBLK)	NASDAQ	13.26	13.61	2,57
Seenergy Maritime Holdings Corp (SHIP)	NASDAQ	0.99	0.95	4,21
Safe Bulkers Inc (SB)	NYSE	3.18	3.38	5,92
Golden Ocean (GOGL)	NASDAQ	8.94	9.21	2,93

Stock Prices - Wet

Company	Stock Exchange	Week 32	Week 31	Change (%)
Capital Product Partners LP (CPLP)	NASDAQ	3.04	3.08	1,30
TOP Ships Inc (TOPS)	NASDAQ	0.98	1.03	4,85
Tsakos Energy Navigation (TNP)	NYSE	3.40	3.51	3,13

Stock Prices - Other

Company	Stock Exchange	Week 32	Week 31	Change (%)
Aegean Maritime Petrol (ANW)	NYSE	1.84	1.86	1,08
Danaos Corporation (DAC)	NYSE	1.60	1.70	5,88
Stealth Gas Inc (GASS)	NASDAQ	3.61	3.64	0,82
Rio Tinto (RIO)	NYSE	50.34	51.85	2,91
Vale (VALE)	NYSE	13.63	14.04	2,92
ADM Archer Daniels Midland (ADM)	NYSE	50.24	49.34	1,82
BHP Billiton (BHP)	NYSE	50.14	49.96	0,36



CONTACT DETAILS

ADVANCED
SHIPPING & TRADING S.A.

WEEK 32 (3rd Aug to 10th Aug 2018)

ADVANCED SHIPPING & TRADING S.A.

Vouliagmenis Avenue 168, 1st Floor,

Glyfada 16674, Greece

Tel: +30 210 30 03 000

Fax: +30 210 30 01 305

E-mail: snp@advanced-ship.gr

E-mail: chartering@advanced-ship.gr

E-mail: finance@advanced-ship.gr

Sale & Purchase Department:

Capt. Fountoglou Michalis Mob: +30 6947 70 07 18

Thermos Stavros Mob: +30 6944 24 20 20

Harrington James Mob: +44 7768 10 45 33

Papoutsis George Mob: +30 6951 00 51 65

Balpakakis Manolis Mob: +30 6955 47 77 72

Chrousalas Thanasis Mob: +30 6355 47 77 73

Landrakis Stelios Mob: +30 6955 47 77 74

Bilias Tasos Mob: +30 6955 47 77 71

Kontaratos Alkis Mob: +30 6948 78 05 52

Markoutsa Kanella Mob: +30 6978 41 72 90

Dry Cargo Chartering Department:

Bonatsos Mavra Mob: +30 6951 00 24 36

Benetos Kostas Mob: +30 6943 29 32 13

Tiliakos Michalis Mob: +30 6951 97 60 02

Pittas Iordanis Mob: +30 6944 05 27 46

Liadi Ioanna Mob: +30 6946 75 59 10

Operations Department:

Katsouli Fotini Mob: +30 6955 47 77 75

Chief Executive Consultant:

Capt. Galonis Dimitrios Mob: +30 6945 55 36 81

Research Department:

Stergiou Kostas Mob: +30 6942 09 73 10

Administration Department:

Chronopoulou Fenia Mob: +30 6932 34 94 50

“ THINK BIG ”

Legal Disclaimer

The information contained herein has been obtained by various sources. Although every effort has been made to ensure that this information is accurate, complete and up-to-date, *Advanced Shipping & Trading S.A.* does not accept any responsibility whatsoever for any loss or damage occasioned or claimed, upon reliance on the information, opinions and analysis contained in this report.

Research compiled by: *Advanced Shipping & Trading S.A. Market Research* on behalf of the Sale & Purchase, Dry Cargo Chartering and Tanker Chartering Departments. For any questions, please contact: research@advanced-ship.gr