

# OPTIMA SHIPBROKERS LTD

*Sale & Purchase / Demolition / Dry Cargo Chartering  
Tanker Chartering / Newbuildings / Repairs / Offshore / Projects*


Monday 2nd April, 2018

Volume 701 Week 14

## Sale & Purchase Activity Week 14

### DRY TONNAGE

Type	Name	DWT	Year	Yard	M/E	Features	US\$ mill	Buyers
BC	ORIENTAL WISE	82000	2011	LONGXUE	MAN-B&W	GEARLESS	reg 18	UNDISCLOSED
BC	SANTA MARGHERITA	53260	2005	NEW CENTURY	MAN-B&W	CR 4 X 36MT	8.7 SS/DD due	CHINESE
BC	OZGE AKSOY	45664	1995	TSUNEISHI	B&W	CR 4 X 25MT	5	UNDISCLOSED
BC	NORDIC RIGA	35052	2010	NANTONG	MAN-B&W	CR 4 X 30.5MT	N/A	GREEKS




\* En Block sales

:: Member of BIMCO and the Baltic Exchange ::



**WET TONNAGE**

Type	Sub Type	Name	DWT	Year	Yard	M/E	Features	US\$ mill	Buyers
TANKER	Chemical/Oil Products	BALTIC CHAMPION	37333	2003	HYUNDAI	B&W	IMO III	7.5 SS/DD due	UNDISCLOSED
TANKER	Chemical/Oil Products	DREGGEN	19994	2008	FUKUOKA	MAN-B&W	IMO II ST/ST	15.8	UNDISCLOSED




\* En Block sales



**DEMOLITION**

Type	Name	DWT	Year Built	Yard	LDT	US \$ mill	US \$ Per/tonne	Buyers
TANKER	PACIFIC TRADER	105337	1998	HALLA	16,600	7.8	474	SUB CONTINENT



**Weekly Results As Published By The Baltic Exchange on: 26th March 2018 *last update***

***Baltic Sale & Purchase Assessment (BSPA)***

Type	Size	Age	Price (US\$ in mil)	Change (US\$ in mil)
VLCC	305,000 dwt	max. 5 years old	61.478	+0.040
AFRAMAX	105,000 dwt	max. 5 years old	29.709	+0.011
MR PRODUCT	51,000 dwt	max. 5 years old	24.791	+0.103
CAPE SIZE B/C	180,000 dwt	max. 5 years old	33.818	+0.022
PANAMAX B/C	74,000 dwt	max. 5 years old	21.519	+0.040
SUPER HANDY B/C	58,328 dwt	max. 5 years old	17.924	+0.053

***Baltic Demolition Assessment (BDA)***

Type	Region	Light Ship	Price (US\$ / LDT)	Change (US\$ / LDT)
DIRTY TANKER	CHINA	15,000 - 25,000	232.000	0.000
DIRTY TANKER	SUBCONTINENT	15,000 - 25,000	465.000	-1.000
CLEAN TANKER	CHINA	6,000 - 10,000	227.000	0.000
CLEAN TANKER	SUBCONTINENT	6,000 - 10,000	466.000	0.000
BULK CARRIER	CHINA	7,000 - 12,000	221.500	0.000
BULK CARRIER	SUBCONTINENT	7,000 - 12,000	460.500	-3.000

"Whilst care has been taken in the production of this Sale & Purchase Report all information (which includes all assessments and/or additional data and is hereafter referred to as "information") is for general use and not designated to be used for a specific purpose. The information contains market data that was derived from the shipping industry. Although we take meticulous care to avoid any errors and omissions in the information contained herein, the accuracy of the same can by no means be guaranteed nor we bear any liability whatsoever, for any third party who seeks to rely on or use the information."

